

Roxborough Village Metro District

Executive Summary

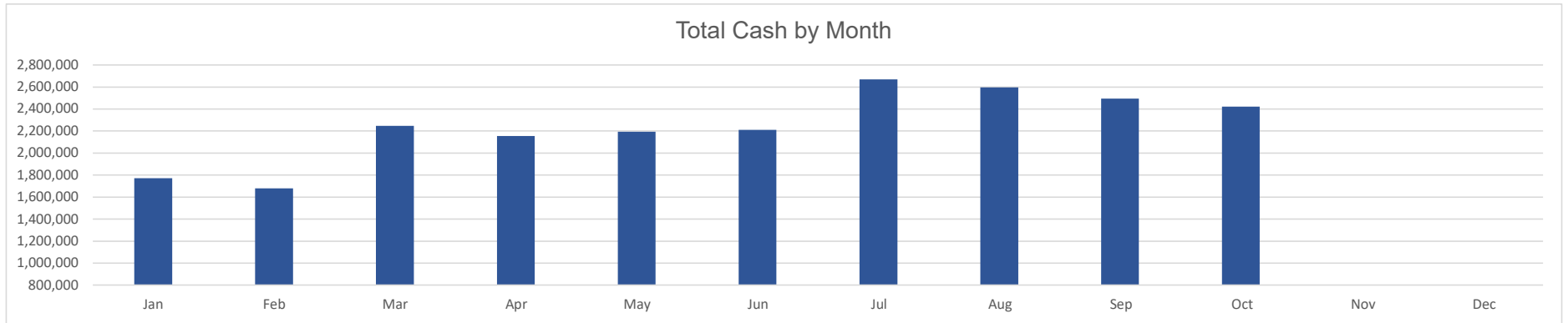
As of October 31st, 2024

Summary

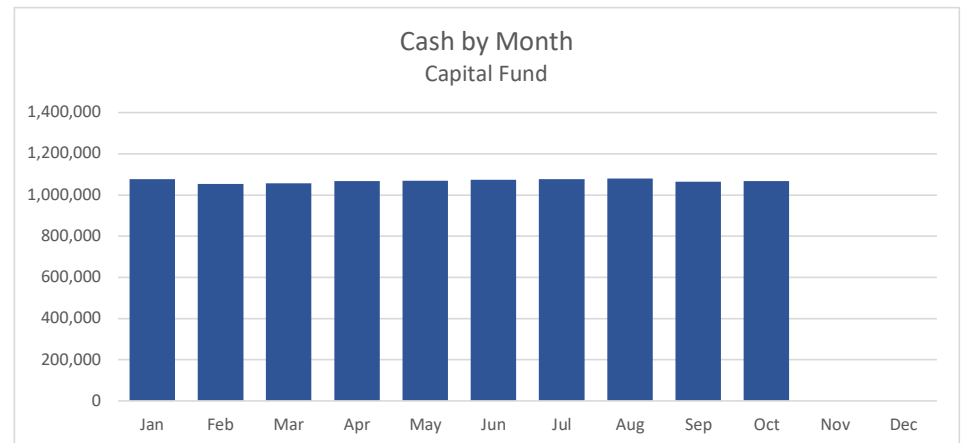
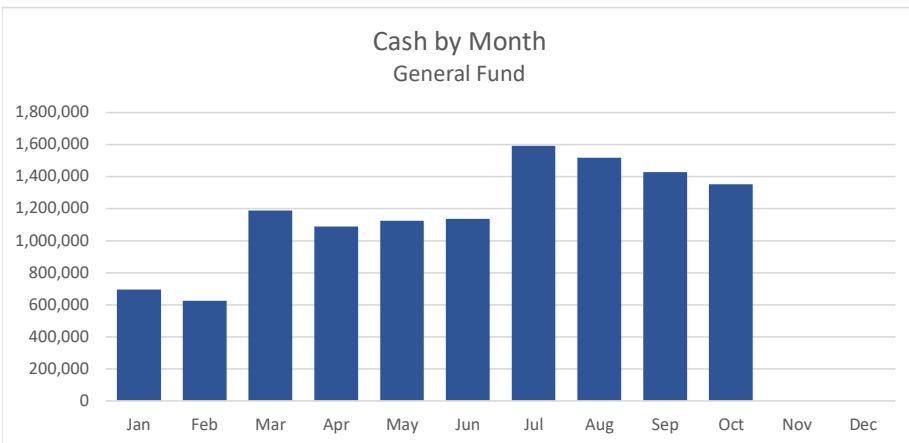
The district received a Property Tax and Specific Ownership Tax payment totaling \$8,535.59 in October. The Board has the 2025 draft budget and Gemsbok will work with the board on any changes prior to formally submitting the budget with the Division of Local Government.

Key Performance Metrics

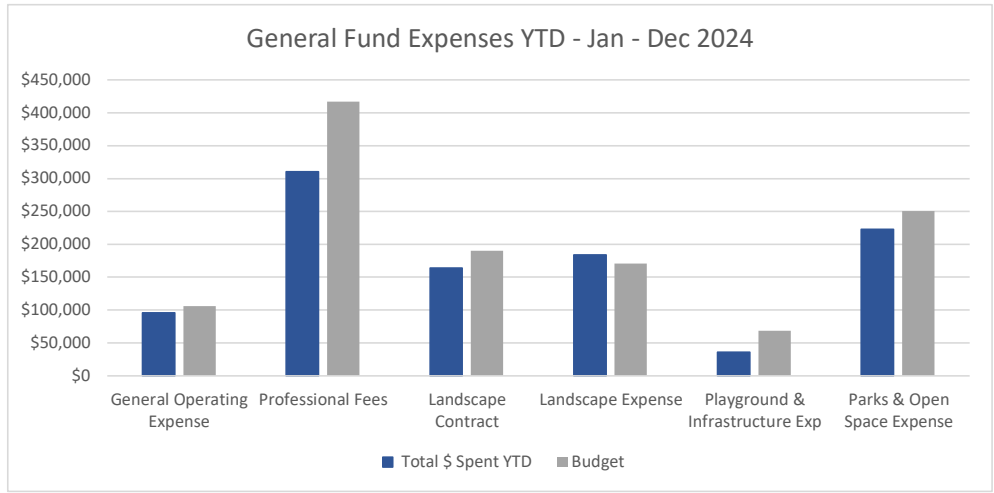
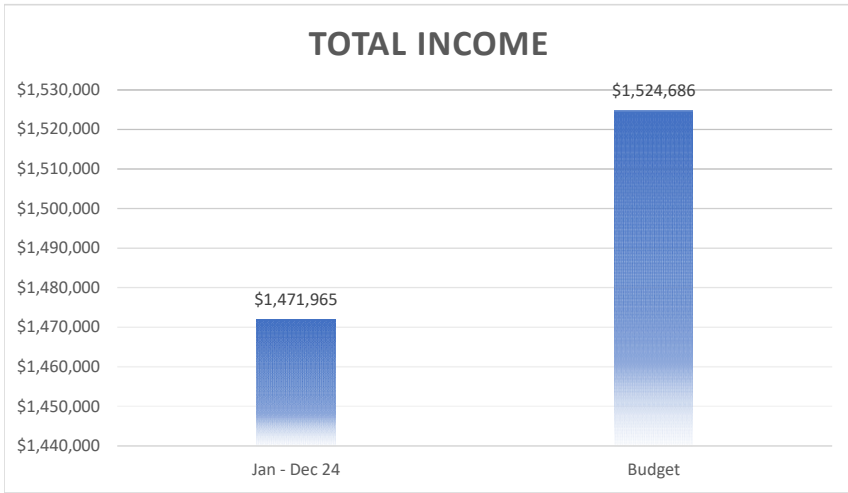
Cash Position



We are at the point in the year where cash reserves will begin decreasing slightly. We can expect to see this decrease into Q1 of 2025, and increasing once the first large Property Tax distribution is received.

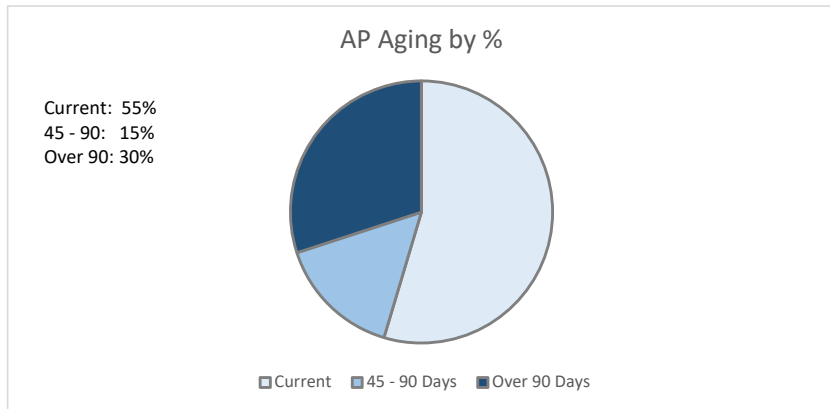


Income & Expenses



Financials were prepared before receiving October's legal invoice. A place holder of \$9,000 was used and will be updated when the actual invoice is received. Landscape expenses for 2024 now exceed budget. We continue to monitor expense trends for 2024 to budget as well as in comparison to historical years.

Accounts Payable

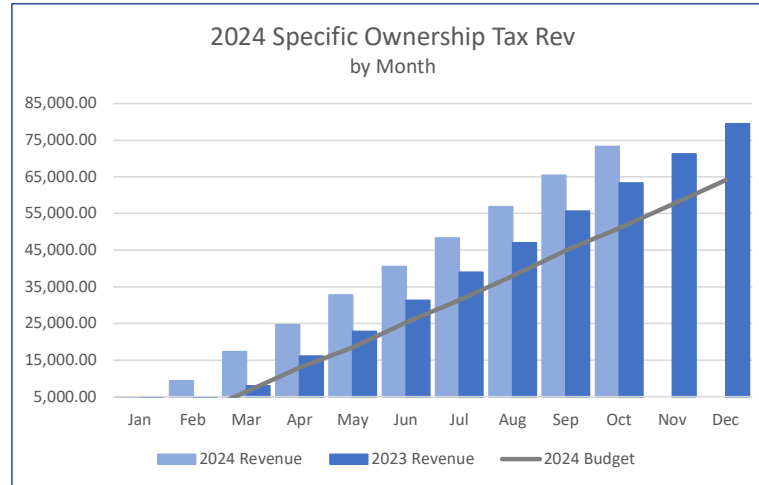
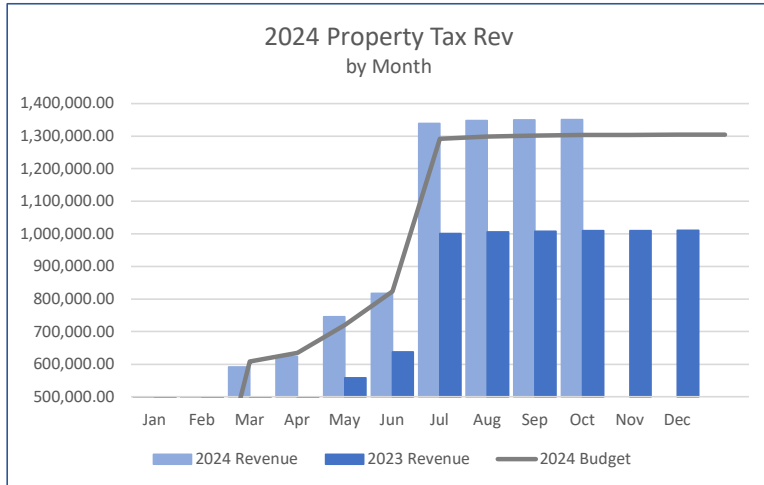


Based on the current reporting, 45% of Accounts Payable are over 45 days past due, which is slightly up over last month. The total value of the past due bills through October are \$98,254.99. The value of the current bills are \$118,333.95. We will continue to work with the board to provide transparency on all district bills received.

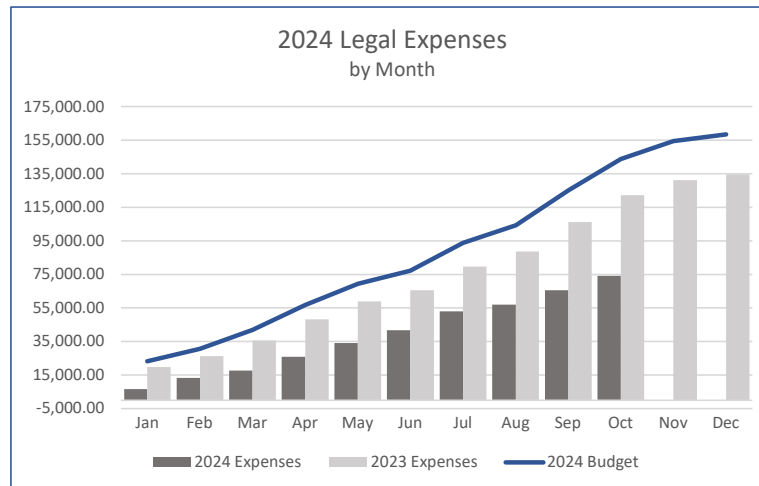
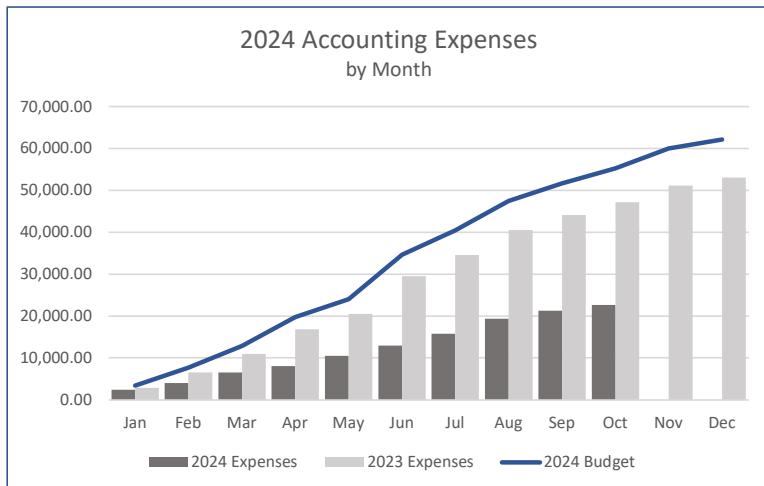
Revenue and Expense Trends by Type

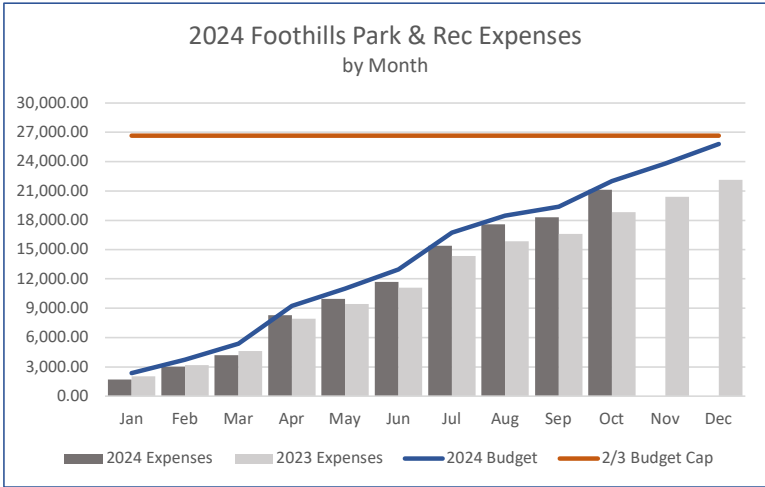
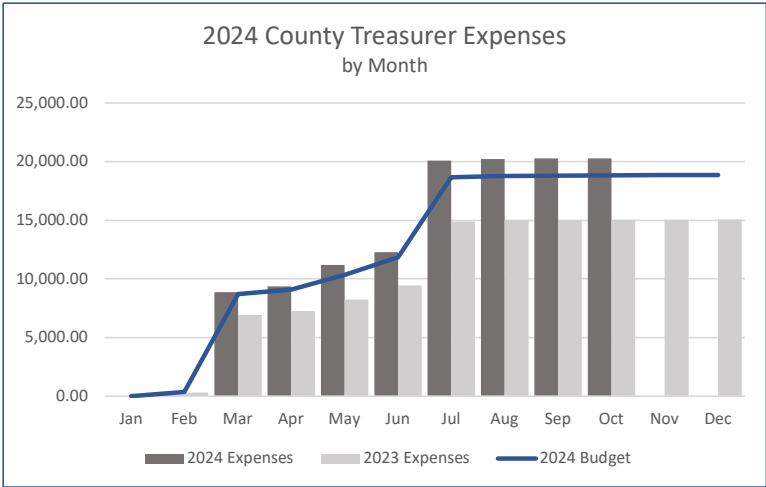
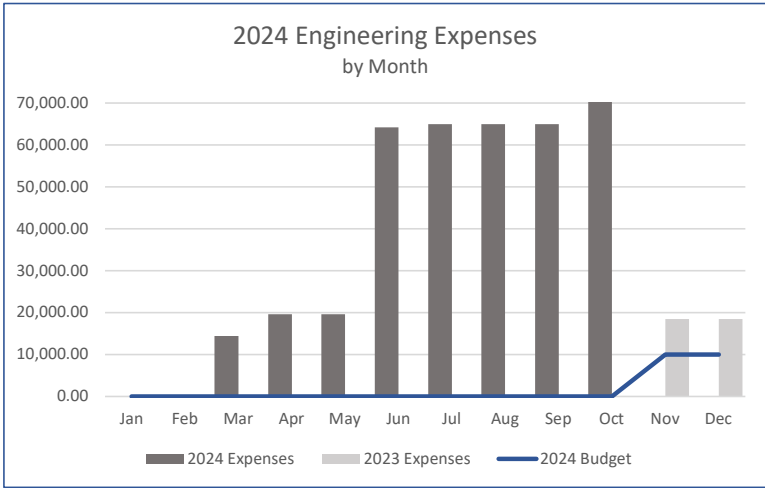
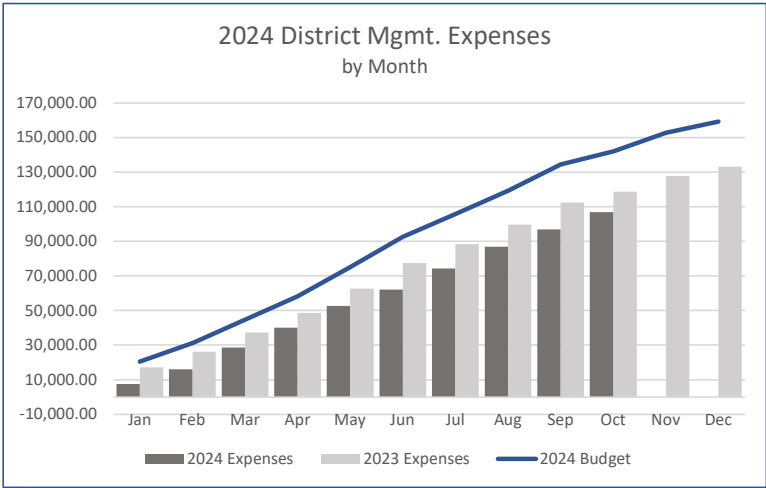
As of October 31st, 2024

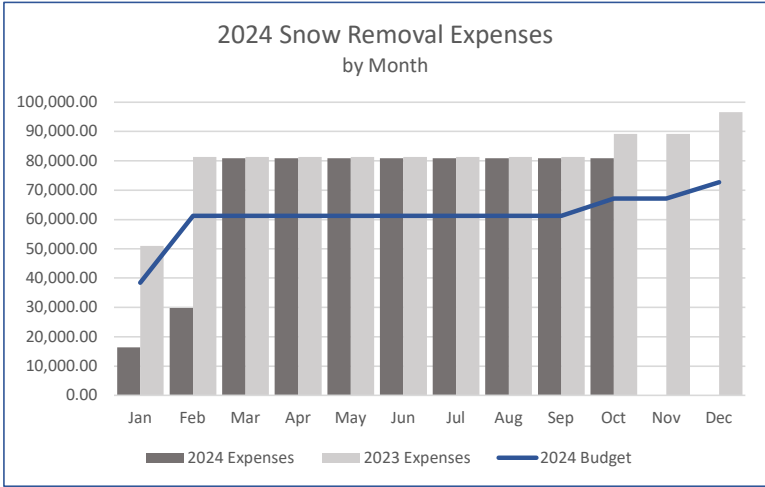
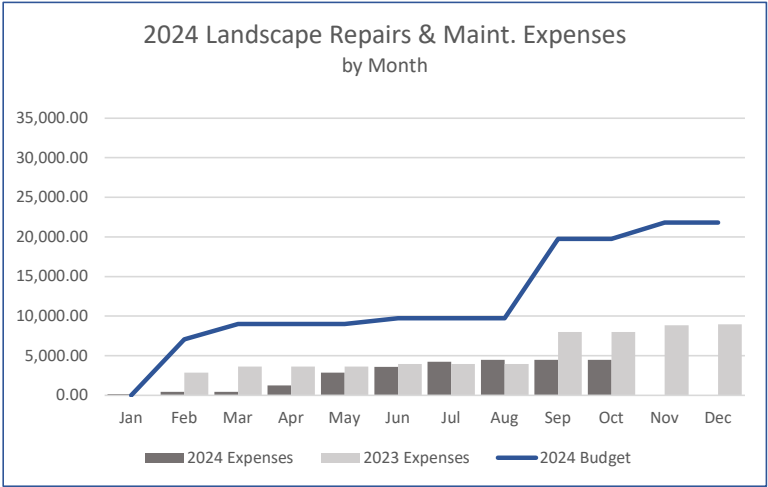
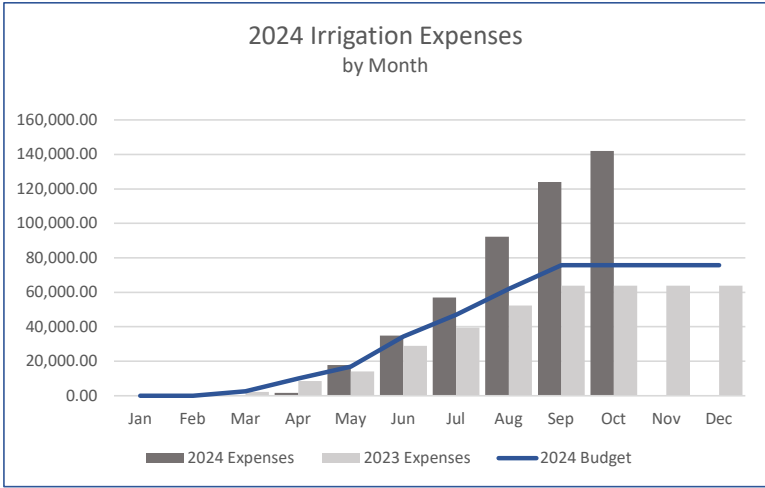
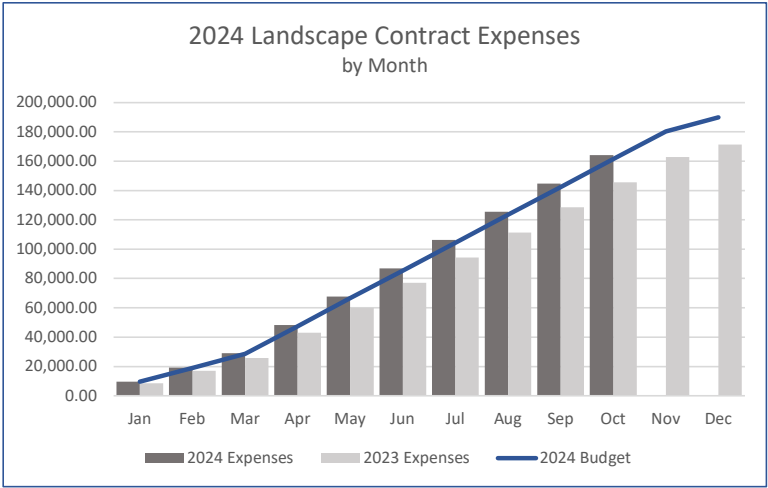
Revenue



Expenses

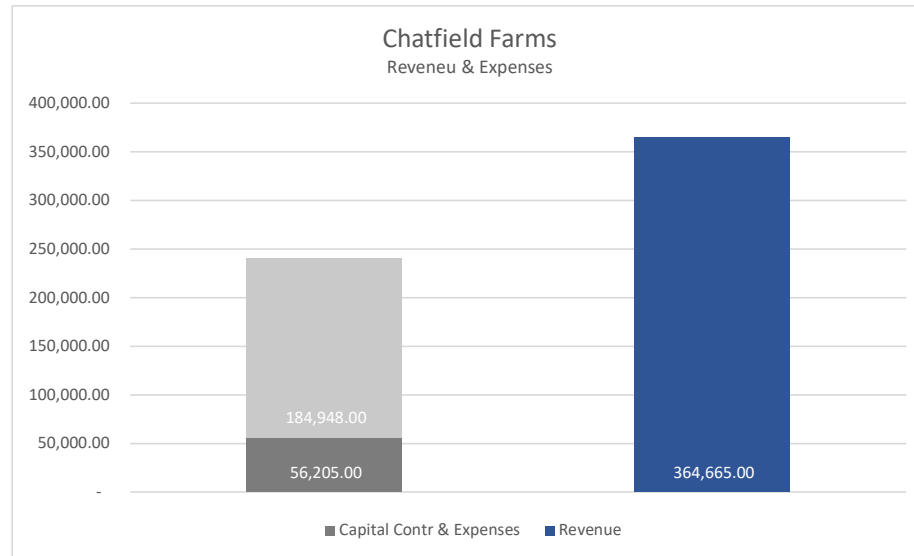






Chatfield Farms Revenue vs. Expenses

Per the Chatfield Farms Reimbursement Agreement, we need to track the Chatfield Farms revenue versus expenses. Below is an annual revenue vs. expense tracker which will be updated monthly to track where Chatfield Farms stands in regard to the threshold.



Roxborough Village Metro District
Balance Sheet by Class
 As of October 31, 2024

11:31 AM
 11/11/2024
 Accrual Basis

	100-General Fund	200 - Capital Project Fund	300 - Debt Service Fund	TOTAL
ASSETS				
Current Assets				
Checking/Savings				
10100 · General Operating Acct	89,435.55	0.00	0.00	89,435.55
10500 · ColoTrust Funds				
10505 · General Fund	1,160,999.79	0.00	0.00	1,160,999.79
10510 · Capital Projects Fund	0.00	1,068,288.46	0.00	1,068,288.46
10520 · CTF Fund	0.00	103,335.38	0.00	103,335.38
10500 · ColoTrust Funds - Other	0.00	0.00	0.00	0.00
Total 10500 · ColoTrust Funds	1,160,999.79	1,171,623.84	0.00	2,332,623.63
Total Checking/Savings	1,250,435.34	1,171,623.84	0.00	2,422,059.18
Other Current Assets				
14010 · Prepaid Expense	7,540.00	0.00	0.00	7,540.00
14020 · Taxes Receivable	1,306,788.00	0.00	0.00	1,306,788.00
Total Other Current Assets	1,314,328.00	0.00	0.00	1,314,328.00
Total Current Assets	2,564,763.34	1,171,623.84	0.00	3,736,387.18
TOTAL ASSETS	2,564,763.34	1,171,623.84	0.00	3,736,387.18
LIABILITIES & EQUITY				
Liabilities				
Current Liabilities				
Accounts Payable				
20000 · Accounts Payable	184,015.89	32,573.05	0.00	216,588.94
Total Accounts Payable	184,015.89	32,573.05	0.00	216,588.94
Other Current Liabilities				
20011 · Accrued Expenses	8,640.00	360.00	0.00	9,000.00
22000 · Payroll Liabilities				
20210 · Federal Tax	1.80	0.00	0.00	1.80
20240 · State Tax	6.00	0.00	0.00	6.00
Total 22000 · Payroll Liabilities	7.80	0.00	0.00	7.80
23010 · Defered Revenue-Taxes	1,306,788.00	0.00	0.00	1,306,788.00
Total Other Current Liabilities	1,315,435.80	360.00	0.00	1,315,795.80
Total Current Liabilities	1,499,451.69	32,933.05	0.00	1,532,384.74
Total Liabilities	1,499,451.69	32,933.05	0.00	1,532,384.74
Equity				
34000 · Restricted Net Assets				
34020 · Restricted	0.00	1,113,878.94	0.00	1,113,878.94
34050 · Emergency Reserve 3%	36,200.00	0.00	0.00	36,200.00
Total 34000 · Restricted Net Assets	36,200.00	1,113,878.94	0.00	1,150,078.94
39000 · Unrestricted Net Assets	570,109.75	0.00	0.00	570,109.75
Net Income	459,001.90	24,811.85	0.00	483,813.75
Total Equity	1,065,311.65	1,138,690.79	0.00	2,204,002.44
TOTAL LIABILITIES & EQUITY	2,564,763.34	1,171,623.84	0.00	3,736,387.18
UNBALANCED CLASSES	0.00	0.00	0.00	0.00

Roxborough Village Metro District Profit & Loss Budget vs. Actual

January through October 2024

	Jan - Oct 24	Budget	Budget Variance	% of Budget
Ordinary Income/Expense				
Income				
41000 · Property Tax Income				
41010 · Specific Ownership Tax	73,331	64,088	9,243	114%
41020 · Property Tax	1,350,612	1,304,845	45,767	104%
41040 · Prior Year Tax	361	(17)	378	(2,126)%
41045 · Property Tax Interest	558	281	277	199%
41000 · Property Tax Income - Other	0	0	0	0%
Total 41000 · Property Tax Income	1,424,862	1,369,197	55,665	104%
43000 · Park and Field Income				
43010 · Sports Field Fees	1,050	2,200	(1,150)	48%
Total 43000 · Park and Field Income	1,050	2,200	(1,150)	48%
45000 · Grant Income	5,034	126,000	(120,967)	4%
46000 · Interest Income				
46010 · General Bank Account Interest	97,955	27,289	70,666	359%
46000 · Interest Income - Other	0	70,171	(70,171)	0%
Total 46000 · Interest Income	97,955	97,460	495	101%
48000 · CTF/Lottery Income	33,339	46,200	(12,861)	72%
Total Income	1,562,240	1,641,057	(78,817)	95%
Gross Profit	1,562,240	1,641,057	(78,817)	95%
Expense				
50000 · Treasurer Fees	20,273	18,863	1,410	107%
51000 · General Overhead				
51005 · Dues & Subscriptions	1,042			
51010 · Communication / Website Expense	0	737	(737)	0%
51050 · Utilities Expense	15,341	14,982	359	102%
51060 · District Functions/Events	0	85	(85)	0%
51000 · General Overhead - Other	0	31	(31)	0%
Total 51000 · General Overhead	16,383	15,835	549	103%
52000 · Computer & Software Expenses				
52040 · Software & Online Subscriptions	4,616	5,332	(716)	87%
52000 · Computer & Software Expenses - Other	0	222	(222)	0%
Total 52000 · Computer & Software Expenses	4,616	5,554	(938)	83%
52500 · Insurance Expense				
52510 · Worker's Compensation Exp.	450			
52550 · General Insurance	33,278	45,000	(11,722)	74%
52500 · Insurance Expense - Other	170	1,611	(1,441)	11%
Total 52500 · Insurance Expense	33,898	46,611	(12,713)	73%
53000 · Board of Director's Expense				
53010 · Directors' Stipend	7,200	9,180	(1,980)	78%
53020 · BOD Travel/Mileage Expense	131	323	(192)	41%
53040 · BOD Conference/Retreat Expense	848	394	454	215%
Total 53000 · Board of Director's Expense	8,179	9,897	(1,718)	83%
54000 · Payroll Expenses				
54060 · Employer Payroll Taxes	551	702	(151)	78%
54000 · Payroll Expenses - Other	144	79	65	182%
Total 54000 · Payroll Expenses	695	781	(86)	89%
57000 · Professional Services Fees				
57010 · Auditing	7,950	7,350	600	108%
57020 · Legal Expenses	76,790	158,491	(81,701)	48%
57030 · Accounting Services	23,558	62,187	(38,630)	38%
57040 · District Management	111,297	159,340	(48,043)	70%
57050 · Engineering Expense	103,485	10,000	93,485	1,035%
57090 · Other Professional Services Exp	0	20,000	(20,000)	0%
57000 · Professional Services Fees - Other	0	15,308	(15,308)	0%
Total 57000 · Professional Services Fees	323,080	432,676	(109,596)	75%

Roxborough Village Metro District Profit & Loss Budget vs. Actual

January through October 2024

	Jan - Oct 24	Budget	Budget Variance	% of Budget
62000 · Repairs and Maintenance				
62010 · General Repairs and Maintenance	8,850	7,000	1,850	126%
62020 · Utility Locate	3,851	3,323	528	116%
Total 62000 · Repairs and Maintenance	12,701	10,323	2,378	123%
63000 · Vehicle Expense	190			
64000 · Landscape Expenses				
64010 · Landscape Repairs and Maint	4,469	22,091	(17,622)	20%
64020 · Landscape Weed Control Expense	35,242	42,696	(7,454)	83%
64030 · Irrigation Expense	141,951	75,751	66,200	187%
64040 · Landscape Contract	164,099	189,902	(25,804)	86%
64080 · Misc. Landscape Expense	2,062	100	1,962	2,062%
64000 · Landscape Expenses - Other	0	30,000	(30,000)	0%
Total 64000 · Landscape Expenses	347,822	360,540	(12,718)	96%
65000 · Playground & Infrastructure Exp				
65010 · Playground Repairs and Maint	0	32,568	(32,568)	0%
65020 · Baseball Field Improvements	19,000	19,000	0	100%
65030 · Graffiti Removal /Vandalism Exp	7,006	13,776	(6,770)	51%
65080 · Misc. Playground & Infrastruct	9,709	600	9,109	1,618%
65000 · Playground & Infrastructure Exp - Other	0	2,500	(2,500)	0%
Total 65000 · Playground & Infrastructure Exp	35,716	68,444	(32,728)	52%
68000 · Parks & Open Space Expense				
68010 · Foothills Park & Rec Fees	21,132	25,818	(4,687)	82%
68020 · Mosquito Control Expense	9,200	15,480	(6,280)	59%
68025 · Water Expense	73,852	68,000	5,852	109%
68030 · Seasonal Lighting Expense	0	17,000	(17,000)	0%
68035 · Wetland Mitigation	0	275	(275)	0%
68045 · Tree Care Expense	18,797	30,000	(11,203)	63%
68050 · Portable Restroom Exp.	6,117	6,299	(181)	97%
68065 · Water Rights Expense	405			
68070 · Snow Removal Expense	80,887	72,725	8,162	111%
68085 · Annual Trails Maintenance	0	15,000	(15,000)	0%
68095 · Open Space Maintenances / Fire	12,796	200	12,596	6,398%
68000 · Parks & Open Space Expense - Other	0	10,303	(10,303)	0%
Total 68000 · Parks & Open Space Expense	223,186	261,100	(37,914)	85%
70000 · Bond Interest & Principal Exp.				
70020 · Bond Principal - Series 1993	0			
Total 70000 · Bond Interest & Principal Exp.	0			
80000 · Capital Expenses				
80010 · Park Infrastructure/Improvements	0	421,500	(421,500)	0%
80020 · Irrigation Improvements	10,424	97,000	(86,576)	11%
80050 · Building Improvements	0	13,000	(13,000)	0%
80060 · Plant Nursery	2,037	3,500	(1,463)	58%
80070 · New Playground	39,228	350,000	(310,773)	11%
80000 · Capital Expenses - Other	0	95,000	(95,000)	0%
Total 80000 · Capital Expenses	51,688	980,000	(928,312)	5%
99000 · Contingency	0	39,960	(39,960)	0%
Total Expense	1,078,426	2,250,583	(1,172,157)	48%
Net Ordinary Income	483,814	(609,526)	1,093,340	(79)%
Net Income	483,814	(609,526)	1,093,340	(79)%

**Roxborough Village Metro District
Capital Fund Profit & Loss Budget vs. Actual**

January through October 2024

	Jan - Oct 24	Budget	Budget Variance	% of Budget
Ordinary Income/Expense				
Income				
45000 · Grant Income	5,034			
46000 · Interest Income	51,902	70,171	(18,269)	74%
48000 · CTF/Lottery Income	33,339	46,200	(12,861)	72%
Total Income	<u>90,275</u>	<u>116,371</u>	<u>(26,096)</u>	<u>78%</u>
Gross Profit	90,275	116,371	(26,096)	78%
Expense				
51000 · General Overhead	0	31	(31)	0%
52000 · Computer & Software Expenses	185	222	(37)	83%
52500 · Insurance Expense	825	1,611	(786)	51%
57000 · Professional Services Fees	12,360	15,308	(2,948)	81%
68000 · Parks & Open Space Expense	405	10,303	(9,898)	4%
80000 · Capital Expenses	51,688	980,000	(928,312)	5%
Total Expense	<u>65,463</u>	<u>1,007,475</u>	<u>(942,012)</u>	<u>6%</u>
Net Ordinary Income	<u>24,812</u>	<u>(891,104)</u>	<u>915,916</u>	<u>(3)%</u>
Net Income	<u><u>24,812</u></u>	<u><u>(891,104)</u></u>	<u><u>915,916</u></u>	<u><u>(3)%</u></u>

Roxborough Village Metro District
General Fund Profit & Loss Budget vs. Actual
 January through October 2024

	Jan - Oct 24	Budget	Budget Variance	% of Budget
Ordinary Income/Expense				
Income				
41000 · Property Tax Income				
41010 · Specific Ownership Tax	73,331	64,088	9,243	114%
41020 · Property Tax	1,350,612	1,304,845	45,767	104%
41040 · Prior Year Tax	361	(17)	378	(2,126)%
41045 · Property Tax Interest	558	281	277	199%
41000 · Property Tax Income - Other	0	0	0	0%
Total 41000 · Property Tax Income	1,424,862	1,369,197	55,665	104%
43000 · Park and Field Income				
43010 · Sports Field Fees	1,050	2,200	(1,150)	48%
Total 43000 · Park and Field Income	1,050	2,200	(1,150)	48%
45000 · Grant Income	0	126,000	(126,000)	0%
46000 · Interest Income				
46010 · General Bank Account Interest	46,053	27,289	18,764	169%
Total 46000 · Interest Income	46,053	27,289	18,764	169%
Total Income	1,471,965	1,524,686	(52,721)	97%
Gross Profit	1,471,965	1,524,686	(52,721)	97%
Expense				
50000 · Treasurer Fees	20,273	18,863	1,410	107%
51000 · General Overhead				
51005 · Dues & Subscriptions	1,042			
51010 · Communication / Website Expense	0	737	(737)	0%
51050 · Utilities Expense	15,341	14,982	359	102%
51060 · District Functions/Events	0	85	(85)	0%
Total 51000 · General Overhead	16,383	15,804	580	104%
52000 · Computer & Software Expenses				
52040 · Software & Online Subscriptions	4,431	5,332	(900)	83%
Total 52000 · Computer & Software Expenses	4,431	5,332	(900)	83%
52500 · Insurance Expense				
52510 · Woker's Compensation Exp.	432			
52550 · General Insurance	32,478	45,000	(12,522)	72%
52500 · Insurance Expense - Other	163			
Total 52500 · Insurance Expense	33,073	45,000	(11,927)	73%
53000 · Board of Director's Expense				
53010 · Directors' Stipend	7,200	9,180	(1,980)	78%
53020 · BOD Travel/Mileage Expense	131	323	(192)	41%
53040 · BOD Conference/Retreat Expense	848	394	454	215%
Total 53000 · Board of Director's Expense	8,179	9,897	(1,718)	83%
54000 · Payroll Expenses				
54060 · Employer Payroll Taxes	551	702	(151)	78%
54000 · Payroll Expenses - Other	144	79	65	182%
Total 54000 · Payroll Expenses	695	781	(86)	89%
57000 · Professional Services Fees				
57010 · Auditing	7,632	7,350	282	104%
57020 · Legal Expenses	74,226	158,491	(84,265)	47%
57030 · Accounting Services	22,670	62,187	(39,518)	36%
57040 · District Management	106,846	159,340	(52,494)	67%
57050 · Engineering Expense	99,346	10,000	89,346	993%
57090 · Other Professional Services Exp	0	20,000	(20,000)	0%
Total 57000 · Professional Services Fees	310,719	417,368	(106,649)	74%

Roxborough Village Metro District
General Fund Profit & Loss Budget vs. Actual
 January through October 2024

	Jan - Oct 24	Budget	Budget Variance	% of Budget
62000 · Repairs and Maintenance				
62010 · General Repairs and Maintenance	8,850	7,000	1,850	126%
62020 · Utility Locate	3,851	3,323	528	116%
Total 62000 · Repairs and Maintenance	12,701	10,323	2,378	123%
63000 · Vehicle Expense	190			
64000 · Landscape Expenses				
64010 · Landscape Repairs and Maint	4,469	22,091	(17,622)	20%
64020 · Landscape Weed Control Expense	35,242	42,696	(7,454)	83%
64030 · Irrigation Expense	141,951	75,751	66,200	187%
64040 · Landscape Contract	164,099	189,902	(25,804)	86%
64080 · Misc. Landscape Expense	2,062	100	1,962	2,062%
64000 · Landscape Expenses - Other	0	30,000	(30,000)	0%
Total 64000 · Landscape Expenses	347,822	360,540	(12,718)	96%
65000 · Playground & Infrastructure Exp				
65010 · Playground Repairs and Maint	0	32,568	(32,568)	0%
65020 · Baseball Field Improvements	19,000	19,000	0	100%
65030 · Graffiti Removal /Vandalism Exp	7,006	13,776	(6,770)	51%
65080 · Misc. Playground & Infrastruct	9,709	600	9,109	1,618%
65000 · Playground & Infrastructure Exp - Ot...	0	2,500	(2,500)	0%
Total 65000 · Playground & Infrastructure Exp	35,716	68,444	(32,728)	52%
68000 · Parks & Open Space Expense				
68010 · Foothills Park & Rec Fees	21,132	25,818	(4,687)	82%
68020 · Mosquito Control Expense	9,200	15,480	(6,280)	59%
68025 · Water Expense	73,852	68,000	5,852	109%
68030 · Seasonal Lighting Expense	0	17,000	(17,000)	0%
68035 · Wetland Mitigation	0	275	(275)	0%
68045 · Tree Care Expense	18,797	30,000	(11,203)	63%
68050 · Portable Restroom Exp.	6,117	6,299	(181)	97%
68070 · Snow Removal Expense	80,887	72,725	8,162	111%
68085 · Annual Trails Maintenance	0	15,000	(15,000)	0%
68095 · Open Space Maintenances / Fire	12,796	200	12,596	6,398%
Total 68000 · Parks & Open Space Expense	222,781	250,797	(28,016)	89%
70000 · Bond Interest & Principal Exp.				
70020 · Bond Principal - Series 1993	0			
Total 70000 · Bond Interest & Principal Exp.	0			
99000 · Contingency	0	39,960	(39,960)	0%
Total Expense	1,012,964	1,243,108	(230,145)	81%
Net Ordinary Income	459,002	281,578	177,424	163%
Net Income	459,002	281,578	177,424	163%

Roxborough Village Metro District
Chatfield Farms Profit & Loss Budget vs. Actual

January through October 2024

	Jan - Oct 24	Budget	Budget Variance	% of Budget
Ordinary Income/Expense				
Income				
41000 · Property Tax Income	364,723	365,357	(634)	100%
Total Income	364,723	365,357	(634)	100%
Gross Profit	364,723	365,357	(634)	100%
Expense				
50000 · Treasurer Fees	3,244	3,018	226	107%
51000 · General Overhead	7,240	131	7,108	5,507%
52000 · Computer & Software Expenses	704	853	(149)	82%
52500 · Insurance Expense	5,386	7,200	(1,814)	75%
53000 · Board of Director's Expense	90	115	(25)	79%
57000 · Professional Services Fees	60,661	66,779	(6,118)	91%
62000 · Repairs and Maintenance	1,296	1,652	(356)	78%
63000 · Vehicle Expense	30			
64000 · Landscape Expenses	57,418	57,686	(268)	100%
65000 · Playground & Infrastructure Exp	12,428	5,740	6,687	217%
68000 · Parks & Open Space Expense	36,451	37,696	(1,244)	97%
Total Expense	184,947	180,870	4,077	102%
Net Ordinary Income	179,776	184,487	(4,711)	97%
Net Income	179,776	184,487	(4,711)	97%

11:37 AM

11/11/24

Roxborough Village Metro District
A/P Aging Summary
As of October 31, 2024

	<u>Current</u>	<u>1 - 45</u>	<u>46 - 90</u>	<u>> 90</u>	<u>TOTAL</u>
Ace Tree Care, Inc	9,687.50	0.00	2,500.00	0.00	12,187.50
Ambiente H2O Inc.	2,756.00	0.00	0.00	0.00	2,756.00
Bill.com LLC	340.19	0.00	0.00	0.00	340.19
Consolidated Divisions Inc	3,727.00	35,710.52	30,755.24	18,229.42	88,422.18
CORE Electric Cooperative	0.00	1,861.64	0.00	0.00	1,861.64
DC2 Services LLC	0.00	2,645.00	0.00	0.00	2,645.00
Diversified Underground	305.00	0.00	0.00	0.00	305.00
Farnsworth Group, Inc	35,838.50	0.00	0.00	46,425.33	82,263.83
Foothills Park & Recreation District	2,824.00	0.00	0.00	0.00	2,824.00
Gembok Consulting Inc.	1,427.50	0.00	0.00	0.00	1,427.50
Good Plumbing Service	300.00	0.00	0.00	0.00	300.00
HGL Construction Services LLC	0.00	0.00	0.00	345.00	345.00
Special District Management Services, Inc	10,358.32	10,475.38	0.00	0.00	20,833.70
Utility Notification Center of Colorado	77.40	0.00	0.00	0.00	77.40
TOTAL	<u>67,641.41</u>	<u>50,692.54</u>	<u>33,255.24</u>	<u>64,999.75</u>	<u>216,588.94</u>

Roxborough Village Metro District
A/P Aging Detail
As of October 31, 2024

Date	Num	Name	Due Date	Split	Memo	Aging	Open Balance
Current							
10/31/2024	224101264	Utility Notification Cen...	10/31/2024	-SPLIT-	RTL Transmissions		77.40
10/31/2024	SALES000...	Foothills Park & Recre...	10/31/2024	-SPLIT-	October 2024 Reside...		2,824.00
10/31/2024	140112	Special District Manag...	10/31/2024	-SPLIT-	October 2024 District ...		10,358.32
10/18/2024	100213	Good Plumbing Service	11/02/2024	62010 - General Repairs ...			300.00
10/19/2024	2016573	Consolidated Division...	11/03/2024	-SPLIT-			394.62
10/24/2024	255676	Farnsworth Group, Inc	11/03/2024	-SPLIT-	Period ending 09.30.2...		35,838.50
10/26/2024	2016665	Consolidated Division...	11/10/2024	-SPLIT-			1,582.68
10/31/2024	1203	Ace Tree Care, Inc	11/10/2024	-SPLIT-			9,687.50
10/31/2024	24119184717	Bill.com LLC	11/10/2024	-SPLIT-	Billing Period 10/05/2...		340.19
10/14/2024	V240894	Ambiente H2O Inc.	11/13/2024	-SPLIT-			2,756.00
10/31/2024	2016585	Consolidated Division...	11/15/2024	-SPLIT-			272.00
10/31/2024	2016584	Consolidated Division...	11/15/2024	-SPLIT-			1,477.70
10/31/2024	30941	Diversified Underground	11/30/2024	-SPLIT-	Screen Charge		305.00
10/31/2024	6122	Gemsbok Consulting L...	12/15/2024	-SPLIT-	October 2024		1,427.50
Total Current							67,641.41
1 - 45							
09/30/2024	139278	Special District Manag...	09/30/2024	-SPLIT-	September 2024 Distr...	31	10,475.38
10/02/2024	6170	DC2 Services LLC	10/12/2024	-SPLIT-		19	2,645.00
10/01/2024	2016263	Consolidated Division...	10/16/2024	-SPLIT-		15	19,305.71
10/05/2024	2016484	Consolidated Division...	10/20/2024	-SPLIT-		11	3,014.80
10/12/2024	2016510	Consolidated Division...	10/27/2024	-SPLIT-		4	13,390.01
10/17/2024		CORE Electric Cooper...	10/27/2024	-SPLIT-		4	1,861.64
Total 1 - 45							50,692.54
46 - 90							
07/27/2024	2015307	Consolidated Division...	08/11/2024	-SPLIT-		81	120.00
07/27/2024	2015301	Consolidated Division...	08/11/2024	-SPLIT-		81	7,400.22
07/31/2024	2015447	Consolidated Division...	08/15/2024	-SPLIT-		77	80.00
08/10/2024	2015616	Consolidated Division...	08/25/2024	-SPLIT-		67	198.00
08/10/2024	2015617	Consolidated Division...	08/25/2024	-SPLIT-		67	195.00
08/28/2024	Deposit	Ace Tree Care, Inc	09/07/2024	-SPLIT-		54	2,500.00
08/24/2024	2015744	Consolidated Division...	09/08/2024	-SPLIT-		53	12,338.01
08/31/2024	2015727	Consolidated Division...	09/15/2024	-SPLIT-		46	10,424.01
Total 46 - 90							33,255.24
> 90							
04/12/2024	2024-23	HGL Construction Ser...	05/12/2024	80060 - Plant Nursery		172	345.00
04/27/2024	2013941	Consolidated Division...	05/12/2024	-SPLIT-	Water meter install	172	9,253.71
05/31/2024	2014479	Consolidated Division...	06/15/2024	-SPLIT-	T&M May 26-31	138	8,975.71
06/30/2024	253236	Farnsworth Group, Inc	07/10/2024	-SPLIT-	Period ending 06.30.2...	113	46,425.33
Total > 90							64,999.75
TOTAL							216,588.94

Roxborough Village Metro District
Claims by Vendor Detail

October 2024

Type	Date	Num	Memo	Account	Original Amount	Balance
Bill.com LLC						
Bill	10/08/2024	24108828190	Billing Period 09/05/2024 - 10/04/2024	52040 · Software & Online Subscr...	274.15	274.15
Bill	10/08/2024	24108828190	Billing Period 09/05/2024 - 10/04/2024	52040 · Software & Online Subscr...	52.22	326.37
Bill	10/08/2024	24108828190	Billing Period 09/05/2024 - 10/04/2024	52040 · Software & Online Subscr...	13.60	339.97
Total Bill.com LLC						339.97
Carrie Hanson						
Bill	10/16/2024			64080 · Misc. Landscape Expense	262.08	262.08
Bill	10/16/2024			64080 · Misc. Landscape Expense	49.92	312.00
Total Carrie Hanson						312.00
Colorado Golf and Turf, Inc						
Bill	10/18/2024	01-168239		63000 · Vehicle Expense	159.60	159.60
Bill	10/18/2024	01-168239		63000 · Vehicle Expense	30.40	190.00
Total Colorado Golf and Turf, Inc						190.00
Colorado Special Districts Property and L						
Bill	10/18/2024	25WC-60100-0217		52510 · Woker's Compensation E...	367.20	367.20
Bill	10/18/2024	25WC-60100-0217		52510 · Woker's Compensation E...	64.80	432.00
Bill	10/18/2024	25WC-60100-0217		52510 · Woker's Compensation E...	18.00	450.00
Total Colorado Special Districts Property and L						450.00
Consolidated Divisions Inc						
Bill	10/01/2024	2016012		64030 · Irrigation Expense	6,489.79	6,489.79
Bill	10/01/2024	2016012		64030 · Irrigation Expense	1,236.15	7,725.94
Bill	10/08/2024	2015838		64040 · Landscape Contract	16,216.80	23,942.74
Bill	10/08/2024	2015838		64040 · Landscape Contract	3,088.91	27,031.65
Bill	10/18/2024	2016280		64030 · Irrigation Expense	12,507.63	39,539.28
Bill	10/18/2024	2016280		64030 · Irrigation Expense	2,382.40	41,921.68
Bill	10/18/2024	2016138		64030 · Irrigation Expense	4,258.56	46,180.24
Bill	10/18/2024	2016138		64030 · Irrigation Expense	811.15	46,991.39
Bill	10/18/2024	2016379		64030 · Irrigation Expense	3,355.57	50,346.96
Bill	10/18/2024	2016379		64030 · Irrigation Expense	639.16	50,986.12
Total Consolidated Divisions Inc						50,986.12
CORE Electric Cooperative						
Bill	10/10/2024			51050 · Utilities Expense	791.14	791.14
Bill	10/10/2024			51050 · Utilities Expense	1,533.83	2,324.97
Total CORE Electric Cooperative						2,324.97
DC2 Services LLC						
Bill	10/31/2024	6170		68045 · Tree Care Expense	7,217.28	7,217.28
Bill	10/31/2024	6170		68045 · Tree Care Expense	1,374.72	8,592.00
Total DC2 Services LLC						8,592.00
Diversified Underground						
Bill	10/18/2024	30722	Screen Charge	62020 · Utility Locate	449.40	449.40
Bill	10/18/2024	30722	Screen Charge	62020 · Utility Locate	85.60	535.00
Total Diversified Underground						535.00
Ephram Glass*						
Bill	10/18/2024	RVMD10009	SDA Conference Travel Mileage and Lodging	53020 · BOD Travel/Mileage Exp...	110.37	110.37
Bill	10/18/2024	RVMD10009	SDA Conference Travel Mileage and Lodging	53040 · BOD Conference/Retreat ...	363.41	473.78
Bill	10/18/2024	RVMD10009	SDA Conference Travel Mileage and Lodging	53020 · BOD Travel/Mileage Exp...	21.02	494.80
Bill	10/18/2024	RVMD10009	SDA Conference Travel Mileage and Lodging	53040 · BOD Conference/Retreat ...	69.22	564.02
Total Ephram Glass*						564.02
Foothills Park & Recreation District						
Bill	10/18/2024	SALES000000035629	September 2024 Resident Use	68010 · Foothills Park & Rec Fees	652.52	652.52
Bill	10/18/2024	SALES000000035629	September 2024 Resident Use	68010 · Foothills Park & Rec Fees	77.75	730.27
Total Foothills Park & Recreation District						730.27
Gemsbok Consulting Inc.						
Bill	10/18/2024	6103	September 2024	57030 · Accounting Services	1,575.50	1,575.50
Bill	10/18/2024	6103	September 2024	57030 · Accounting Services	300.10	1,875.60
Bill	10/18/2024	6103	September 2024	57030 · Accounting Services	78.15	1,953.75
Total Gemsbok Consulting Inc.						1,953.75
Ireland Stapleton Pryor & Pascoe PC						
Bill	10/18/2024	158804	Billed Through 09/30/2024	57020 · Legal Expenses	7,216.71	7,216.71
Bill	10/18/2024	158804	Billed Through 09/30/2024	57020 · Legal Expenses	1,374.61	8,591.32
Bill	10/18/2024	158804	Billed Through 09/30/2024	57020 · Legal Expenses	357.97	8,949.29
Total Ireland Stapleton Pryor & Pascoe PC						8,949.29
QuickBooks Payroll Service						
Liability Che...	10/30/2024		Fee for 4 direct deposit(s) at \$4.00 each	54000 · Payroll Expenses	16.00	16.00
Total QuickBooks Payroll Service						16.00

Roxborough Village Metro District

Claims by Vendor Detail

October 2024

Type	Date	Num	Memo	Account	Original Amount	Balance
Roxborough Water & Sanitation District						
Bill	10/15/2024		Service Period 08/25/24 to 09/24/24 Elk Mnt Cir	68025 · Water Expense	279.50	279.50
Bill	10/15/2024		Service Period 08/25/24 - 09/24/24 Marmot Ridge Cir	68025 · Water Expense	832.00	1,111.50
Bill	10/15/2024		Service Period 08/25/24 to 09/24/24 Mule Deer Pl	68025 · Water Expense	1,178.00	2,289.50
Bill	10/15/2024		Service Period 08/24/24 - 09/24/24 Rampart Range	68025 · Water Expense	126.86	2,416.36
Bill	10/15/2024		Billing Period 09/01/24 to 09/31/24	68025 · Water Expense	8,449.32	10,865.68
Bill	10/15/2024		Billing Period 09/01/24 to 09/31/24	68025 · Water Expense	1,609.40	12,475.08
Total Roxborough Water & Sanitation District						12,475.08
Trophy Fence						
Bill	10/31/2024	0000777		62010 · General Repairs and Mai...	294.00	294.00
Bill	10/31/2024	0000777		62010 · General Repairs and Mai...	56.00	350.00
Total Trophy Fence						350.00
United Site Services						
Bill	10/18/2024	INV-4828891	Services Roxborough Community Park	68050 · Portable Restroom Exp.	295.47	295.47
Bill	10/18/2024	INV-4831696	Services Chatfield Farms Park	68050 · Portable Restroom Exp.	303.34	598.81
Deposit	10/28/2024		Deposit	68050 · Portable Restroom Exp.	-104.40	494.41
Total United Site Services						494.41
Utility Notification Center of Colorado						
Bill	10/16/2024	224091252	RTL Transmissions	62020 · Utility Locate	108.36	108.36
Bill	10/16/2024	224091252	RTL Transmissions	62020 · Utility Locate	20.64	129.00
Total Utility Notification Center of Colorado						129.00
Xcel Energy						
Bill	10/02/2024	892620902	September Statement	51050 · Utilities Expense	3.75	3.75
Bill	10/30/2024	896537490	October Statement	51050 · Utilities Expense	3.75	7.50
Total Xcel Energy						7.50
TOTAL						89,399.38

Roxborough Village Metro District
Payroll Detail
October 2024

<u>Num</u>	<u>Date</u>	<u>Source Name</u>	<u>Payroll Item</u>	<u>Type</u>	<u>Wage Base</u>	<u>Amount</u>
BOD Compensation						
DD1083	10/31/2024	Brendan M Coupe	BOD Compensation	Paycheck	0.00	300.00
DD1084	10/31/2024	Debra D Prysby	BOD Compensation	Paycheck	0.00	200.00
DD1085	10/31/2024	Ephram Glass	BOD Compensation	Paycheck	0.00	200.00
DD1086	10/31/2024	Travis Jensen	BOD Compensation	Paycheck	0.00	200.00
Total BOD Compensation					0.00	900.00
TOTAL					0.00	900.00

Roxborough Village Metro District
Capital Fund Profit & Loss Detail

January through October 2024

Type	Date	Num	Name	Memo	Debit	Credit	Balance
Ordinary Income/Expense							
Income							
45000 · Grant Income							
Deposit	04/11/2024	27663	Colorado Special Districts ...	Remainder of 2022 safety grant applied to p...		5,033.50	5,033.50
Total 45000 · Grant Income					0.00	5,033.50	5,033.50
46000 · Interest Income							
46010 · General Bank Account Interest							
Deposit	01/31/2024			Deposit		293.13	293.13
Deposit	01/31/2024			Deposit		5,160.64	5,453.77
Deposit	02/29/2024			Deposit		4,713.94	10,167.71
Deposit	02/29/2024			Deposit		292.01	10,459.72
Deposit	03/31/2024			Deposit		4,926.38	15,386.10
Deposit	03/31/2024			Deposit		309.91	15,696.01
Deposit	04/30/2024			Deposit		4,719.07	20,415.08
Deposit	04/30/2024			Deposit		339.17	20,754.25
Deposit	05/31/2024			Deposit		367.88	21,122.13
Deposit	05/31/2024			Deposit		4,875.50	25,997.63
Deposit	06/30/2024			Deposit		357.85	26,355.48
Deposit	06/30/2024			Deposit		4,753.38	31,108.86
Deposit	07/31/2024			Deposit		4,943.18	36,052.04
Deposit	07/31/2024			Deposit		389.45	36,441.49
Deposit	08/31/2024			Deposit		4,949.06	41,390.55
Deposit	08/31/2024			Deposit		425.71	41,816.26
Deposit	09/30/2024			Deposit		4,683.99	46,500.25
Deposit	09/30/2024			Deposit		403.30	46,903.55
Deposit	10/31/2024			Deposit		4,561.51	51,465.06
Deposit	10/31/2024			Deposit		436.98	51,902.04
Total 46010 · General Bank Account Interest					0.00	51,902.04	51,902.04
Total 46000 · Interest Income					0.00	51,902.04	51,902.04
48000 · CTF/Lottery Income							
Deposit	03/08/2024			Deposit		12,592.64	12,592.64
Deposit	06/12/2024			Deposit		11,459.19	24,051.83
Deposit	09/11/2024			Deposit		9,287.24	33,339.07
Total 48000 · CTF/Lottery Income					0.00	33,339.07	33,339.07
Total Income					0.00	90,274.61	90,274.61
Gross Profit					0.00	90,274.61	90,274.61
Expense							
52000 · Computer & Software Expenses							
52040 · Software & Online Subscriptions							
Bill	01/31/2024	2402609...	Bill.com LLC	Billing Period 01/05/2024 - 02/04/2024	22.23		22.23
Bill	02/29/2024	2403642...	Bill.com LLC	Billing Period 02/05/2024 - 03/04/2024	22.57		44.80
Bill	03/31/2024	2404675...	Bill.com LLC	Billing Period 03/05/2024 - 04/04/2024	22.34		67.14
Bill	04/30/2024	2405708...	Bill.com LLC	Billing Period 04/05/2024 - 05/04/2024	22.43		89.57
Bill	05/31/2024	2406743...	Bill.com LLC	Billing Period 05/05/2024 - 06/04/2024	18.05		107.62
Bill	06/30/2024	2407778...	Bill.com LLC	Billing Period 06/05/2024 - 07/04/2024	18.01		125.63
Bill	07/31/2024	2408812...	Bill.com LLC	Billing Period 07/05/2024 - 08/04/2024	18.08		143.71
Bill	08/31/2024	2409848...	Bill.com LLC	Billing Period 08/05/2024 - 09/04/2024	13.73		157.44
Bill	09/30/2024	2410882...	Bill.com LLC	Billing Period 09/05/2024 - 10/04/2024	13.60		171.04
Bill	10/31/2024	2411918...	Bill.com LLC	Billing Period 10/05/2024 - 11/04/2024	13.61		184.65
Total 52040 · Software & Online Subscriptions					184.65	0.00	184.65
Total 52000 · Computer & Software Expenses					184.65	0.00	184.65
52500 · Insurance Expense							
52510 · Woker's Compensation Exp.							
Bill	09/30/2024	25WC-60...	Colorado Special Districts ...		18.00		18.00
Total 52510 · Woker's Compensation Exp.					18.00	0.00	18.00
52550 · General Insurance							
General Journal	01/31/2024	0124BusIns		To move Business Insruance prepaid to exp...	133.30		133.30
General Journal	02/29/2024	0224BusIns		To move Business Insruance prepaid to exp...	133.30		266.60
General Journal	03/31/2024	0324BusIns		To move Business Insruance prepaid to exp...	133.30		399.90
General Journal	04/30/2024	0424BusIns		To move Business Insruance prepaid to exp...	133.30		533.20
General Journal	05/31/2024	0524BusIns		To move Business Insruance prepaid to exp...	133.30		666.50
General Journal	06/30/2024	0624BusIns		To move Business Insruance prepaid to exp...	133.30		799.80
General Journal	07/31/2024	0724BusIns		To move Business Insruance prepaid to exp...	0.25		800.05
General Journal	08/31/2024	0824BusIns		To move Business Insruance prepaid to exp...	0.00		800.05
General Journal	09/30/2024	0924BusIns		To move Business Insruance prepaid to exp...	0.00		800.05
General Journal	10/31/2024	1024BusIns		To move Business Insruance prepaid to exp...	0.00		800.05
Total 52550 · General Insurance					800.05	0.00	800.05
52500 · Insurance Expense - Other							
Bill	03/06/2024	68996341	CNA Surety Direct Bill		6.80		6.80
Total 52500 · Insurance Expense - Other					6.80	0.00	6.80
Total 52500 · Insurance Expense					824.85	0.00	824.85

Roxborough Village Metro District
Capital Fund Profit & Loss Detail

January through October 2024

Type	Date	Num	Name	Memo	Debit	Credit	Balance
57000 · Professional Services Fees							
57010 · Auditing							
Bill	05/31/2024	46905	Hoelting & Company, Inc	Interim billing for 2023 Audit	160.00		160.00
Bill	06/29/2024	47088	Hoelting & Company, Inc	Interim billing for 2023 Audit	80.00		240.00
Bill	07/31/2024	47289	Hoelting & Company, Inc	2023 Audit	78.00		318.00
Total 57010 · Auditing					318.00	0.00	318.00
57020 · Legal Expenses							
Bill	01/31/2024	152854	Ireland Stapleton Pryor & ...	Billed Through 01/31/2024	230.38		230.38
Bill	01/31/2024	11	Ireland Stapleton Pryor & ...	Billed Through 01/31/2024	0.00		230.38
Bill	02/29/2024	153514	Ireland Stapleton Pryor & ...	Billed Through 02/29/2024	201.15		431.53
Bill	03/31/2024	154266	Ireland Stapleton Pryor & ...	Billed Through 03/31/2024	85.37		516.90
Bill	04/30/2024	154987	Ireland Stapleton Pryor & ...	Billed Through 04/30/2024	291.13		808.03
Bill	05/31/2024	155758	Ireland Stapleton Pryor & ...	Billed Through 05/31/2024	284.11		1,092.14
Bill	06/30/2024	156515	Ireland Stapleton Pryor & ...	Billed Through 06/30/2024	246.94		1,339.08
Bill	07/31/2024	157242	Ireland Stapleton Pryor & ...	Billed Through 07/31/2024	363.18		1,702.26
Bill	08/31/2024	158011	Ireland Stapleton Pryor & ...	Billed Through 08/31/2024	144.02		1,846.28
Bill	09/30/2024	158804	Ireland Stapleton Pryor & ...	Billed Through 09/30/2024	357.97		2,204.25
General Journal	10/31/2024	1031Accr...		October Invoice Accruals	360.00		2,564.25
Total 57020 · Legal Expenses					2,564.25	0.00	2,564.25
57030 · Accounting Services							
Bill	01/31/2024	5892	Gemsbok Consulting Inc.	January 2024	80.97		80.97
Bill	02/29/2024	5920	Gemsbok Consulting Inc.	February 2024	65.80		146.77
Bill	03/31/2024	5945	Gemsbok Consulting Inc.	March 2024	102.75		249.52
Bill	04/30/2024	5975	Gemsbok Consulting Inc.	April 2024	51.55		301.07
Bill	04/30/2024	5974	Gemsbok Consulting Inc.	April 2024 Chatfield Farms	0.00		301.07
Bill	05/31/2024	6003	Gemsbok Consulting Inc.	May 2024	81.30		382.37
Bill	06/30/2024	6033	Gemsbok Consulting Inc.	June 2024	102.00		484.37
Bill	07/31/2024	6063	Gemsbok Consulting Inc.	July 2024	116.50		600.87
Bill	08/31/2024	6086	Gemsbok Consulting Inc.	August 2024	151.95		752.82
Bill	09/30/2024	6103	Gemsbok Consulting Inc.	September 2024	78.15		830.97
Bill	10/31/2024	6122	Gemsbok Consulting Inc.	October 2024	57.10		888.07
Total 57030 · Accounting Services					888.07	0.00	888.07
57040 · District Management							
Bill	01/31/2024	132551	Special District Manageme...	January 2024 District Management Fees	311.28		311.28
Bill	02/29/2024	133803	Special District Manageme...	February 2024 District Management Fees	357.02		668.30
Bill	03/31/2024	134811	Special District Manageme...	March 2024 District Management Fees	522.02		1,190.32
Bill	04/30/2024	135726	Special District Manageme...	April 2024 District Management Fees	479.99		1,670.31
Bill	05/31/2024	136891	Special District Manageme...	May 2024 District Management Fees	524.23		2,194.54
Bill	06/30/2024	136986	Special District Manageme...	June 2024 District Management Fees	395.74		2,590.28
Bill	07/31/2024	137890	Special District Manageme...	July 2024 District Management Fees	506.22		3,096.50
Bill	08/31/2024	138713	Special District Manageme...	August 2024 District Management Fees	520.68		3,617.18
Bill	09/30/2024	139278	Special District Manageme...	September 2024 District Management Fees	419.02		4,036.20
Bill	10/31/2024	140112	Special District Manageme...	October 2024 District Management Fees	414.33		4,450.53
Total 57040 · District Management					4,450.53	0.00	4,450.53
57050 · Engineering Expense							
Bill	03/19/2024	250193	Farnsworth Group, Inc	Period ending 02.29.2024	598.86		598.86
Bill	04/30/2024	6731	Anatum GeoMobile Solutio...		219.08		817.94
Bill	06/30/2024	253236	Farnsworth Group, Inc	Period ending 06.30.2024	1,857.01		2,674.95
Bill	07/25/2024	28520	Browns Hill Engineering & ...		30.92		2,705.87
Bill	10/24/2024	255676	Farnsworth Group, Inc	Period ending 09.30.2024	1,433.54		4,139.41
Total 57050 · Engineering Expense					4,139.41	0.00	4,139.41
Total 57000 · Professional Services Fees					12,360.26	0.00	12,360.26
68000 · Parks & Open Space Expense							
68065 · Water Rights Expense							
Bill	01/31/2024	132551	Special District Manageme...	January 2024 District Management Fees	0.00		0.00
Bill	01/31/2024	152854	Ireland Stapleton Pryor & ...	Billed Through 01/31/2024	0.00		0.00
Bill	01/31/2024	11	Ireland Stapleton Pryor & ...	Billed Through 01/31/2024	404.85		404.85
Bill	02/29/2024	133803	Special District Manageme...	February 2024 District Management Fees	0.00		404.85
Bill	02/29/2024	153514	Ireland Stapleton Pryor & ...	Billed Through 02/29/2024	0.00		404.85
Bill	03/31/2024	134811	Special District Manageme...	March 2024 District Management Fees	0.00		404.85
Bill	03/31/2024	154266	Ireland Stapleton Pryor & ...	Billed Through 03/31/2024	0.00		404.85
Bill	04/30/2024	135726	Special District Manageme...	April 2024 District Management Fees	0.00		404.85
Bill	04/30/2024	154987	Ireland Stapleton Pryor & ...	Billed Through 04/30/2024	0.00		404.85
Bill	05/31/2024	136891	Special District Manageme...	May 2024 District Management Fees	0.00		404.85
Bill	05/31/2024	155758	Ireland Stapleton Pryor & ...	Billed Through 05/31/2024	0.00		404.85
Bill	06/30/2024	136986	Special District Manageme...	June 2024 District Management Fees	0.00		404.85
Bill	06/30/2024	156515	Ireland Stapleton Pryor & ...	Billed Through 06/30/2024	0.00		404.85
Bill	07/31/2024	137890	Special District Manageme...	July 2024 District Management Fees	0.00		404.85
Bill	07/31/2024	157242	Ireland Stapleton Pryor & ...	Billed Through 07/31/2024	0.00		404.85
Bill	08/31/2024	138713	Special District Manageme...	August 2024 District Management Fees	0.00		404.85
Bill	08/31/2024	158011	Ireland Stapleton Pryor & ...	Billed Through 08/31/2024	0.00		404.85
Bill	09/30/2024	139278	Special District Manageme...	September 2024 District Management Fees	0.00		404.85
Bill	09/30/2024	158804	Ireland Stapleton Pryor & ...	Billed Through 09/30/2024	0.00		404.85
Bill	10/31/2024	140112	Special District Manageme...	October 2024 District Management Fees	0.00		404.85
Total 68065 · Water Rights Expense					404.85	0.00	404.85
Total 68000 · Parks & Open Space Expense					404.85	0.00	404.85

Roxborough Village Metro District
Capital Fund Profit & Loss Detail

January through October 2024

Type	Date	Num	Name	Memo	Debit	Credit	Balance
80000 · Capital Expenses							
80010 · Park Infrastructure/Improvements							
General Journal	01/01/2024	AJE#6R	Chavez Services LLC	Reverse of GJE AJE#6 -- To record retaina...		5,639.18	-5,639.18
Bill	01/11/2024	CW-2024...	Chavez Services LLC		5,639.18		0.00
Total 80010 · Park Infrastructure/Improvements					5,639.18	5,639.18	0.00
80020 · Irrigation Improvements							
Bill	08/31/2024	2015727	Consolidated Divisions Inc		10,424.01		10,424.01
Total 80020 · Irrigation Improvements					10,424.01	0.00	10,424.01
80060 · Plant Nursery							
Bill	04/12/2024	2024-23	HGL Construction Services...		345.00		345.00
Bill	07/04/2024	RVMD10...	Ephram Glass*	Greenhouse Supplies	436.64		781.64
Bill	08/12/2024	36332	JPL Cares, Inc.		1,255.00		2,036.64
Total 80060 · Plant Nursery					2,036.64	0.00	2,036.64
80070 · New Playground							
Bill	02/21/2024	7451	Rocky Mountain Recreatio...	Airplane Park	19,613.75		19,613.75
Bill	08/28/2024	7687	Rocky Mountain Recreatio...	Airplane Park	19,613.75		39,227.50
Total 80070 · New Playground					39,227.50	0.00	39,227.50
Total 80000 · Capital Expenses					57,327.33	5,639.18	51,688.15
Total Expense					71,101.94	5,639.18	65,462.76
Net Ordinary Income					71,101.94	95,913.79	24,811.85
Net Income					71,101.94	95,913.79	24,811.85

Roxborough Village Metro District
General Fund Profit & Loss Detail

January through October 2024

Type	Date	Num	Name	Memo	Debit	Credit	Balance
Ordinary Income/Expense							
Income							
41000 · Property Tax Income							
41010 · Specific Ownership Tax							
General Journal	01/01/2024	AJE23 #1R		Reverse of GJE AJE23 #1 -- To move reven...	6,019.01		-6,019.01
Deposit	01/10/2024			Deposit		6,019.01	0.00
Deposit	02/09/2024			Deposit		9,343.72	9,343.72
Deposit	03/08/2024			Deposit		7,948.33	17,292.05
Deposit	04/10/2024			Deposit		7,407.62	24,699.67
Deposit	05/10/2024			Deposit		8,088.20	32,787.87
Deposit	06/10/2024			Deposit		7,797.81	40,585.68
Deposit	07/10/2024			Deposit		7,748.11	48,333.79
Deposit	08/17/2024			Deposit		8,553.15	56,886.94
Deposit	09/19/2024			Deposit		8,507.20	65,394.14
Deposit	10/10/2024			Deposit		7,936.70	73,330.84
Total 41010 · Specific Ownership Tax					6,019.01	79,349.85	73,330.84
41020 · Property Tax							
Deposit	02/09/2024			Deposit		4,218.41	4,218.41
Deposit	03/08/2024			Deposit		587,756.47	591,974.88
Deposit	04/10/2024			Deposit		31,622.62	623,597.50
Deposit	05/10/2024			-MULTIPLE-		122,684.20	746,281.70
Deposit	06/10/2024			-MULTIPLE-		71,446.05	817,727.75
Deposit	06/10/2024			Senior/Veteran/Personal Exemptions	0.13		817,727.62
Deposit	07/10/2024			Deposit		521,137.22	1,338,864.84
Deposit	08/17/2024			Deposit		8,396.94	1,347,261.78
Deposit	09/19/2024			Deposit		2,770.29	1,350,032.07
Deposit	10/10/2024			Deposit		630.79	1,350,662.86
Deposit	10/10/2024			Current year value adjustment	51.21		1,350,611.65
Total 41020 · Property Tax					51.34	1,350,662.99	1,350,611.65
41040 · Prior Year Tax							
Deposit	06/10/2024			Deposit		361.34	361.34
Total 41040 · Prior Year Tax					0.00	361.34	361.34
41045 · Property Tax Interest							
Deposit	04/10/2024			Deposit		3.04	3.04
Deposit	05/10/2024			Deposit		22.36	25.40
Deposit	06/10/2024			-MULTIPLE-		122.79	148.19
Deposit	07/10/2024			Deposit		70.75	218.94
Deposit	08/17/2024			Deposit		214.95	433.89
Deposit	09/19/2024			Deposit		96.04	529.93
Deposit	10/10/2024			Deposit		31.54	561.47
Deposit	10/10/2024			Current year interest value adjustment	3.07		558.40
Total 41045 · Property Tax Interest					3.07	561.47	558.40
Total 41000 · Property Tax Income					6,073.42	1,430,935.65	1,424,862.23
43000 · Park and Field Income							
43010 · Sports Field Fees							
Deposit	05/08/2024	202	Ken Caryl Little League	Deposit		1,050.00	1,050.00
Total 43010 · Sports Field Fees					0.00	1,050.00	1,050.00
Total 43000 · Park and Field Income					0.00	1,050.00	1,050.00
46000 · Interest Income							
46010 · General Bank Account Interest							
Deposit	01/31/2024			Deposit		2,665.32	2,665.32
Deposit	02/29/2024			Deposit		2,313.43	4,978.75
Deposit	03/31/2024			Deposit		4,261.16	9,239.91
Deposit	04/30/2024			Deposit		4,508.89	13,748.80
Deposit	05/31/2024			Deposit		4,630.84	18,379.64
Deposit	06/30/2024			Deposit		4,516.50	22,896.14
Deposit	07/31/2024			Deposit		5,996.34	28,892.48
Deposit	08/31/2024			Deposit		6,375.49	35,267.97
Deposit	09/30/2024			Deposit		5,697.52	40,965.49
Deposit	10/31/2024			Deposit		5,087.71	46,053.20
Total 46010 · General Bank Account Interest					0.00	46,053.20	46,053.20
Total 46000 · Interest Income					0.00	46,053.20	46,053.20
Total Income					6,073.42	1,478,038.85	1,471,965.43
Gross Profit					6,073.42	1,478,038.85	1,471,965.43

Roxborough Village Metro District
General Fund Profit & Loss Detail

January through October 2024

Type	Date	Num	Name	Memo	Debit	Credit	Balance
Expense							
50000 · Treasurer Fees							
Deposit	02/09/2024			Deposit	63.28		63.28
Deposit	03/08/2024			Deposit	8,816.33		8,879.61
Deposit	04/10/2024			Deposit	474.38		9,353.99
Deposit	05/10/2024			Deposit	1,834.71		11,188.70
Deposit	06/10/2024			-MULTIPLE-	1,084.84		12,273.54
Deposit	07/10/2024			Deposit	7,818.12		20,091.66
Deposit	08/17/2024			Deposit	129.17		20,220.83
Deposit	09/19/2024			Deposit	42.98		20,263.81
Deposit	10/10/2024			Deposit	9.16		20,272.97
Total 50000 · Treasurer Fees					20,272.97	0.00	20,272.97
51000 · General Overhead							
51005 · Dues & Subscriptions							
Bill	05/03/2024	2024 Me...	Special District Association...	2024 SDA Annual Membership	1,042.29		1,042.29
Total 51005 · Dues & Subscriptions					1,042.29	0.00	1,042.29
51050 · Utilities Expense							
Bill	01/18/2024		CORE Electric Cooperative		891.77		891.77
Bill	01/31/2024	859205179	Xcel Energy	January Statement	4.33		896.10
Bill	02/21/2024		CORE Electric Cooperative		857.69		1,753.79
Bill	02/29/2024	863314567	Xcel Energy	February Statement	4.32		1,758.11
Bill	03/20/2024		CORE Electric Cooperative		921.40		2,679.51
Bill	03/31/2024	867197953	Xcel Energy	March Statement	4.32		2,683.83
Bill	04/17/2024		CORE Electric Cooperative		848.97		3,532.80
Bill	04/30/2024	871245951	Xcel Energy	April Statement	4.32		3,537.12
Bill	05/20/2024		CORE Electric Cooperative		1,321.95		4,859.07
Bill	05/31/2024	875634785	Xcel Energy	May Statement	4.33		4,863.40
Bill	06/19/2024		CORE Electric Cooperative		1,866.06		6,729.46
Bill	06/30/2024	879810192	Xcel Energy	June Statement	3.68		6,733.14
Bill	07/18/2024		CORE Electric Cooperative		2,505.37		9,238.51
Bill	07/26/2024	883862153	Xcel Energy	July Statement	3.76		9,242.27
Bill	08/20/2024		CORE Electric Cooperative		1,901.00		11,143.27
Bill	08/26/2024	888168249	Xcel Energy	August Statement	3.75		11,147.02
Bill	09/19/2024		CORE Electric Cooperative		2,324.97		13,471.99
Bill	09/30/2024	892620902	Xcel Energy	September Statement	3.75		13,475.74
Bill	10/17/2024		CORE Electric Cooperative		1,861.64		15,337.38
Bill	10/28/2024	896537490	Xcel Energy	October Statement	3.75		15,341.13
Total 51050 · Utilities Expense					15,341.13	0.00	15,341.13
Total 51000 · General Overhead					16,383.42	0.00	16,383.42
52000 · Computer & Software Expenses							
52040 · Software & Online Subscriptions							
Bill	01/31/2024	2402609...	Bill.com LLC	Billing Period 01/05/2024 - 02/04/2024	533.60		533.60
Bill	02/29/2024	2403642...	Bill.com LLC	Billing Period 02/05/2024 - 03/04/2024	541.76		1,075.36
Bill	03/31/2024	2404675...	Bill.com LLC	Billing Period 03/05/2024 - 04/04/2024	536.16		1,611.52
Bill	04/30/2024	2405708...	Bill.com LLC	Billing Period 04/05/2024 - 05/04/2024	538.25		2,149.77
Bill	05/31/2024	2406743...	Bill.com LLC	Billing Period 05/05/2024 - 06/04/2024	433.12		2,582.89
Bill	06/30/2024	2407778...	Bill.com LLC	Billing Period 06/05/2024 - 07/04/2024	432.18		3,015.07
Bill	07/31/2024	2408812...	Bill.com LLC	Billing Period 07/05/2024 - 08/04/2024	433.80		3,448.87
Bill	08/31/2024	2409848...	Bill.com LLC	Billing Period 08/05/2024 - 09/04/2024	329.40		3,778.27
Bill	09/30/2024	2410882...	Bill.com LLC	Billing Period 09/05/2024 - 10/04/2024	326.37		4,104.64
Bill	10/31/2024	2411918...	Bill.com LLC	Billing Period 10/05/2024 - 11/04/2024	326.58		4,431.22
Total 52040 · Software & Online Subscriptions					4,431.22	0.00	4,431.22
Total 52000 · Computer & Software Expenses					4,431.22	0.00	4,431.22
52500 · Insurance Expense							
52510 · Woker's Compensation Exp.							
Bill	09/30/2024	25WC-60...	Colorado Special Districts ...		432.00		432.00
Total 52510 · Woker's Compensation Exp.					432.00	0.00	432.00
52550 · General Insurance							
General Journal	01/31/2024	0124BusIns		To move Business Insruance prepaid to exp...	3,199.20		3,199.20
General Journal	02/29/2024	0224BusIns		To move Business Insruance prepaid to exp...	3,199.20		6,398.40
General Journal	03/31/2024	0324BusIns		To move Business Insruance prepaid to exp...	3,199.20		9,597.60
General Journal	04/30/2024	0424BusIns		To move Business Insruance prepaid to exp...	3,199.20		12,796.80
General Journal	05/31/2024	0524BusIns		To move Business Insruance prepaid to exp...	3,199.20		15,996.00
General Journal	06/30/2024	0624BusIns		To move Business Insruance prepaid to exp...	3,199.20		19,195.20
Deposit	07/12/2024	27993	Colorado Special Districts ...	Deposit		47.00	19,148.20
General Journal	07/31/2024	0724BusIns		To move Business Insruance prepaid to exp...	3,332.25		22,480.45
General Journal	08/31/2024	0824BusIns		To move Business Insruance prepaid to exp...	3,332.50		25,812.95
General Journal	09/30/2024	0924BusIns		To move Business Insruance prepaid to exp...	3,332.50		29,145.45
General Journal	10/31/2024	1024BusIns		To move Business Insruance prepaid to exp...	3,332.50		32,477.95
Total 52550 · General Insurance					32,524.95	47.00	32,477.95
52500 · Insurance Expense - Other							
Bill	03/06/2024	68996341	CNA Surety Direct Bill		163.20		163.20
Total 52500 · Insurance Expense - Other					163.20	0.00	163.20
Total 52500 · Insurance Expense					33,120.15	47.00	33,073.15

Roxborough Village Metro District
General Fund Profit & Loss Detail

January through October 2024

Type	Date	Num	Name	Memo	Debit	Credit	Balance
53000 · Board of Director's Expense							
53010 · Directors' Stipend							
Paycheck	01/31/2024	DD1050	Debra D Prysby	Direct Deposit	200.00		200.00
Paycheck	01/31/2024	DD1051	Ephram Glass	Direct Deposit	200.00		400.00
Paycheck	01/31/2024	DD1052	Mathew Hart	Direct Deposit	200.00		600.00
Paycheck	01/31/2024	DD1053	Travis Jensen	Direct Deposit	200.00		800.00
Paycheck	02/29/2024	DD1054	Debra D Prysby	Direct Deposit	200.00		1,000.00
Paycheck	02/29/2024	DD1055	Ephram Glass	Direct Deposit	200.00		1,200.00
Paycheck	02/29/2024	DD1056	Mathew Hart	Direct Deposit	200.00		1,400.00
Paycheck	02/29/2024	DD1057	Travis Jensen	Direct Deposit	200.00		1,600.00
Paycheck	03/29/2024	DD1058	Debra D Prysby	Direct Deposit	200.00		1,800.00
Paycheck	03/29/2024	DD1059	Ephram Glass	Direct Deposit	200.00		2,000.00
Paycheck	03/29/2024	DD1060	Mathew Hart	Direct Deposit	200.00		2,200.00
Paycheck	03/29/2024	DD1061	Travis Jensen	Direct Deposit	200.00		2,400.00
Paycheck	04/30/2024	DD1062	Debra D Prysby	Direct Deposit	200.00		2,600.00
Paycheck	04/30/2024	DD1063	Ephram Glass	Direct Deposit	200.00		2,800.00
Paycheck	04/30/2024	DD1064	Mathew Hart	Direct Deposit	200.00		3,000.00
Paycheck	04/30/2024	DD1065	Travis Jensen	Direct Deposit	200.00		3,200.00
Paycheck	05/31/2024	DD1066	Debra D Prysby	Direct Deposit	100.00		3,300.00
Paycheck	05/31/2024	DD1067	Ephram Glass	Direct Deposit	200.00		3,500.00
Paycheck	05/31/2024	DD1068	Mathew Hart	Direct Deposit	200.00		3,700.00
Paycheck	05/31/2024	DD1069	Travis Jensen	Direct Deposit	200.00		3,900.00
Paycheck	06/28/2024	DD1070	Debra D Prysby	Direct Deposit	200.00		4,100.00
Paycheck	06/28/2024	DD1071	Ephram Glass	Direct Deposit	200.00		4,300.00
Paycheck	06/28/2024	DD1072	Mathew Hart	Direct Deposit	200.00		4,500.00
Paycheck	06/28/2024	DD1073	Travis Jensen	Direct Deposit	200.00		4,700.00
Paycheck	07/31/2024	DD1074	Debra D Prysby	Direct Deposit	200.00		4,900.00
Paycheck	07/31/2024	DD1075	Ephram Glass	Direct Deposit	200.00		5,100.00
Paycheck	07/31/2024	DD1076	Travis Jensen	Direct Deposit	200.00		5,300.00
Paycheck	08/30/2024	DD1078	Ephram Glass	Direct Deposit	200.00		5,500.00
Paycheck	08/30/2024	DD1079	Travis Jensen	Direct Deposit	200.00		5,700.00
Paycheck	09/30/2024	DD1080	Debra D Prysby	Direct Deposit	200.00		5,900.00
Paycheck	09/30/2024	DD1081	Ephram Glass	Direct Deposit	200.00		6,100.00
Paycheck	09/30/2024	DD1082	Travis Jensen	Direct Deposit	200.00		6,300.00
Paycheck	10/31/2024	DD1083	Brendan M Coupe	Direct Deposit	300.00		6,600.00
Paycheck	10/31/2024	DD1084	Debra D Prysby	Direct Deposit	200.00		6,800.00
Paycheck	10/31/2024	DD1085	Ephram Glass	Direct Deposit	200.00		7,000.00
Paycheck	10/31/2024	DD1086	Travis Jensen	Direct Deposit	200.00		7,200.00
Total 53010 · Directors' Stipend					7,200.00	0.00	7,200.00
53020 · BOD Travel/Mileage Expense							
Bill	10/09/2024	RVMD10...	Ephram Glass*	SDA Conference Travel Mileage and Lodging	131.39		131.39
Total 53020 · BOD Travel/Mileage Expense					131.39	0.00	131.39
53040 · BOD Conference/Retreat Expense							
Bill	08/07/2024	38457	Special District Association...	Ephram Glass 2024	415.00		415.00
Bill	10/09/2024	RVMD10...	Ephram Glass*	SDA Conference Travel Mileage and Lodging	432.63		847.63
Total 53040 · BOD Conference/Retreat Expense					847.63	0.00	847.63
Total 53000 · Board of Director's Expense					8,179.02	0.00	8,179.02
54000 · Payroll Expenses							
54060 · Employer Payroll Taxes							
Paycheck	01/31/2024	DD1050	Debra D Prysby	Direct Deposit	15.30		15.30
Paycheck	01/31/2024	DD1051	Ephram Glass	Direct Deposit	15.30		30.60
Paycheck	01/31/2024	DD1052	Mathew Hart	Direct Deposit	15.30		45.90
Paycheck	01/31/2024	DD1053	Travis Jensen	Direct Deposit	15.30		61.20
Paycheck	02/29/2024	DD1054	Debra D Prysby	Direct Deposit	15.30		76.50
Paycheck	02/29/2024	DD1055	Ephram Glass	Direct Deposit	15.30		91.80
Paycheck	02/29/2024	DD1056	Mathew Hart	Direct Deposit	15.30		107.10
Paycheck	02/29/2024	DD1057	Travis Jensen	Direct Deposit	15.30		122.40
Paycheck	03/29/2024	DD1058	Debra D Prysby	Direct Deposit	15.30		137.70
Paycheck	03/29/2024	DD1059	Ephram Glass	Direct Deposit	15.30		153.00
Paycheck	03/29/2024	DD1060	Mathew Hart	Direct Deposit	15.30		168.30
Paycheck	03/29/2024	DD1061	Travis Jensen	Direct Deposit	15.30		183.60
Paycheck	04/30/2024	DD1062	Debra D Prysby	Direct Deposit	15.30		198.90
Paycheck	04/30/2024	DD1063	Ephram Glass	Direct Deposit	15.30		214.20
Paycheck	04/30/2024	DD1064	Mathew Hart	Direct Deposit	15.30		229.50
Paycheck	04/30/2024	DD1065	Travis Jensen	Direct Deposit	15.30		244.80
Paycheck	05/31/2024	DD1066	Debra D Prysby	Direct Deposit	7.65		252.45
Paycheck	05/31/2024	DD1067	Ephram Glass	Direct Deposit	15.30		267.75
Paycheck	05/31/2024	DD1068	Mathew Hart	Direct Deposit	15.30		283.05
Paycheck	05/31/2024	DD1069	Travis Jensen	Direct Deposit	15.30		298.35
Paycheck	06/28/2024	DD1070	Debra D Prysby	Direct Deposit	15.30		313.65
Paycheck	06/28/2024	DD1071	Ephram Glass	Direct Deposit	15.30		328.95
Paycheck	06/28/2024	DD1072	Mathew Hart	Direct Deposit	15.30		344.25
Paycheck	06/28/2024	DD1073	Travis Jensen	Direct Deposit	15.30		359.55
Paycheck	07/31/2024	DD1074	Debra D Prysby	Direct Deposit	15.30		374.85
Paycheck	07/31/2024	DD1075	Ephram Glass	Direct Deposit	15.30		390.15
Paycheck	07/31/2024	DD1076	Travis Jensen	Direct Deposit	15.30		405.45
Paycheck	08/30/2024	DD1078	Ephram Glass	Direct Deposit	15.30		420.75
Paycheck	08/30/2024	DD1079	Travis Jensen	Direct Deposit	15.30		436.05
Paycheck	09/30/2024	DD1080	Debra D Prysby	Direct Deposit	15.30		451.35
Paycheck	09/30/2024	DD1081	Ephram Glass	Direct Deposit	15.30		466.65
Paycheck	09/30/2024	DD1082	Travis Jensen	Direct Deposit	15.30		481.95
Paycheck	10/31/2024	DD1083	Brendan M Coupe	Direct Deposit	22.95		504.90
Paycheck	10/31/2024	DD1084	Debra D Prysby	Direct Deposit	15.30		520.20

Roxborough Village Metro District
General Fund Profit & Loss Detail

January through October 2024

Type	Date	Num	Name	Memo	Debit	Credit	Balance
Paycheck	10/31/2024	DD1085	Ephram Glass	Direct Deposit	15.30		535.50
Paycheck	10/31/2024	DD1086	Travis Jensen	Direct Deposit	15.30		550.80
Total 54060 · Employer Payroll Taxes					550.80	0.00	550.80
54000 · Payroll Expenses - Other							
Liability Check	01/30/2024		QuickBooks Payroll Service	Fee for 4 direct deposit(s) at \$4.00 each	16.00		16.00
Paycheck	01/31/2024	DD1050	Debra D Prysby	Direct Deposit	0.00		16.00
Paycheck	01/31/2024	DD1051	Ephram Glass	Direct Deposit	0.00		16.00
Paycheck	01/31/2024	DD1052	Mathew Hart	Direct Deposit	0.00		16.00
Paycheck	01/31/2024	DD1053	Travis Jensen	Direct Deposit	0.00		16.00
Liability Check	02/28/2024		QuickBooks Payroll Service	Fee for 4 direct deposit(s) at \$4.00 each	16.00		32.00
Paycheck	02/29/2024	DD1054	Debra D Prysby	Direct Deposit	0.00		32.00
Paycheck	02/29/2024	DD1055	Ephram Glass	Direct Deposit	0.00		32.00
Paycheck	02/29/2024	DD1056	Mathew Hart	Direct Deposit	0.00		32.00
Paycheck	02/29/2024	DD1057	Travis Jensen	Direct Deposit	0.00		32.00
Liability Check	03/28/2024		QuickBooks Payroll Service	Fee for 4 direct deposit(s) at \$4.00 each	16.00		48.00
Paycheck	03/29/2024	DD1058	Debra D Prysby	Direct Deposit	0.00		48.00
Paycheck	03/29/2024	DD1059	Ephram Glass	Direct Deposit	0.00		48.00
Paycheck	03/29/2024	DD1060	Mathew Hart	Direct Deposit	0.00		48.00
Paycheck	03/29/2024	DD1061	Travis Jensen	Direct Deposit	0.00		48.00
Liability Check	04/29/2024		QuickBooks Payroll Service	Fee for 4 direct deposit(s) at \$4.00 each	16.00		64.00
Paycheck	04/30/2024	DD1062	Debra D Prysby	Direct Deposit	0.00		64.00
Paycheck	04/30/2024	DD1063	Ephram Glass	Direct Deposit	0.00		64.00
Paycheck	04/30/2024	DD1064	Mathew Hart	Direct Deposit	0.00		64.00
Paycheck	04/30/2024	DD1065	Travis Jensen	Direct Deposit	0.00		64.00
Liability Check	05/30/2024		QuickBooks Payroll Service	Fee for 4 direct deposit(s) at \$4.00 each	16.00		80.00
Paycheck	05/31/2024	DD1066	Debra D Prysby	Direct Deposit	0.00		80.00
Paycheck	05/31/2024	DD1067	Ephram Glass	Direct Deposit	0.00		80.00
Paycheck	05/31/2024	DD1068	Mathew Hart	Direct Deposit	0.00		80.00
Paycheck	05/31/2024	DD1069	Travis Jensen	Direct Deposit	0.00		80.00
Paycheck	06/28/2024	DD1070	Debra D Prysby	Direct Deposit	0.00		80.00
Paycheck	06/28/2024	DD1071	Ephram Glass	Direct Deposit	0.00		80.00
Paycheck	06/28/2024	DD1072	Mathew Hart	Direct Deposit	0.00		80.00
Paycheck	06/28/2024	DD1073	Travis Jensen	Direct Deposit	0.00		80.00
Liability Check	06/28/2024		QuickBooks Payroll Service	Fee for 4 direct deposit(s) at \$4.00 each	16.00		96.00
Liability Check	07/30/2024		QuickBooks Payroll Service	Fee for 3 direct deposit(s) at \$4.00 each	12.00		108.00
Paycheck	07/31/2024	DD1074	Debra D Prysby	Direct Deposit	0.00		108.00
Paycheck	07/31/2024	DD1075	Ephram Glass	Direct Deposit	0.00		108.00
Paycheck	07/31/2024	DD1076	Travis Jensen	Direct Deposit	0.00		108.00
Liability Check	08/29/2024		QuickBooks Payroll Service	Fee for 2 direct deposit(s) at \$4.00 each	8.00		116.00
Paycheck	08/30/2024	DD1078	Ephram Glass	Direct Deposit	0.00		116.00
Paycheck	08/30/2024	DD1079	Travis Jensen	Direct Deposit	0.00		116.00
Liability Check	09/27/2024		QuickBooks Payroll Service	Fee for 3 direct deposit(s) at \$4.00 each	12.00		128.00
Paycheck	09/30/2024	DD1080	Debra D Prysby	Direct Deposit	0.00		128.00
Paycheck	09/30/2024	DD1081	Ephram Glass	Direct Deposit	0.00		128.00
Paycheck	09/30/2024	DD1082	Travis Jensen	Direct Deposit	0.00		128.00
Liability Check	10/30/2024		QuickBooks Payroll Service	Fee for 4 direct deposit(s) at \$4.00 each	16.00		144.00
Paycheck	10/31/2024	DD1083	Brendan M Coupe	Direct Deposit	0.00		144.00
Paycheck	10/31/2024	DD1084	Debra D Prysby	Direct Deposit	0.00		144.00
Paycheck	10/31/2024	DD1085	Ephram Glass	Direct Deposit	0.00		144.00
Paycheck	10/31/2024	DD1086	Travis Jensen	Direct Deposit	0.00		144.00
Total 54000 · Payroll Expenses - Other					144.00	0.00	144.00
Total 54000 · Payroll Expenses					694.80	0.00	694.80
57000 · Professional Services Fees							
57010 · Auditing							
Bill	05/31/2024	46905	Hoelting & Company, Inc	Interim billing for 2023 Audit	3,840.00		3,840.00
Bill	06/29/2024	47088	Hoelting & Company, Inc	Interim billing for 2023 Audit	1,920.00		5,760.00
Bill	07/31/2024	47289	Hoelting & Company, Inc	2023 Audit	1,872.00		7,632.00
Total 57010 · Auditing					7,632.00	0.00	7,632.00
57020 · Legal Expenses							
Bill	01/31/2024	152854	Ireland Stapleton Pryor & ...	Billed Through 01/31/2024	6,558.60		6,558.60
Bill	01/31/2024	11	Ireland Stapleton Pryor & ...	Billed Through 01/31/2024	0.00		6,558.60
Bill	02/29/2024	153514	Ireland Stapleton Pryor & ...	Billed Through 02/29/2024	6,718.14		13,276.74
Bill	03/31/2024	154266	Ireland Stapleton Pryor & ...	Billed Through 03/31/2024	4,427.42		17,704.16
Bill	04/30/2024	154987	Ireland Stapleton Pryor & ...	Billed Through 04/30/2024	8,167.16		25,871.32
Bill	05/31/2024	155758	Ireland Stapleton Pryor & ...	Billed Through 05/31/2024	8,132.18		34,003.50
Bill	06/30/2024	156515	Ireland Stapleton Pryor & ...	Billed Through 06/30/2024	7,710.56		41,714.06
Bill	07/31/2024	157242	Ireland Stapleton Pryor & ...	Billed Through 07/31/2024	11,291.32		53,005.38
Bill	08/31/2024	158011	Ireland Stapleton Pryor & ...	Billed Through 08/31/2024	3,989.06		56,994.44
Bill	09/30/2024	158804	Ireland Stapleton Pryor & ...	Billed Through 09/30/2024	8,591.32		65,585.76
General Journal	10/31/2024	1031Accr...		October Invoice Accruals	8,640.00		74,225.76
Total 57020 · Legal Expenses					74,225.76	0.00	74,225.76

Roxborough Village Metro District
General Fund Profit & Loss Detail

January through October 2024

Type	Date	Num	Name	Memo	Debit	Credit	Balance
57030 · Accounting Services							
Bill	01/31/2024	5893	Gemsbok Consulting Inc.	December 2023 Chatfield	508.75		508.75
Bill	01/31/2024	5892	Gemsbok Consulting Inc.	January 2024	1,943.15		2,451.90
Bill	02/29/2024	5920	Gemsbok Consulting Inc.	February 2024	1,579.20		4,031.10
Bill	03/31/2024	5945	Gemsbok Consulting Inc.	March 2024	2,466.00		6,497.10
Bill	04/30/2024	5975	Gemsbok Consulting Inc.	April 2024	1,237.20		7,734.30
Bill	04/30/2024	5974	Gemsbok Consulting Inc.	April 2024 Chatfield Farms	365.00		8,099.30
Bill	05/31/2024	6003	Gemsbok Consulting Inc.	May 2024	1,951.20		10,050.50
Bill	05/31/2024	6002	Gemsbok Consulting Inc.	May 2024 Chatfield	482.50		10,533.00
Bill	06/30/2024	6033	Gemsbok Consulting Inc.	June 2024	2,448.00		12,981.00
Bill	07/31/2024	6063	Gemsbok Consulting Inc.	July 2024	2,796.00		15,777.00
Bill	08/31/2024	6086	Gemsbok Consulting Inc.	August 2024	3,646.80		19,423.80
Bill	09/30/2024	6103	Gemsbok Consulting Inc.	September 2024	1,875.60		21,299.40
Bill	10/31/2024	6122	Gemsbok Consulting Inc.	October 2024	1,370.40		22,669.80
Total 57030 · Accounting Services					22,669.80	0.00	22,669.80
57040 · District Management							
Bill	01/31/2024	132551	Special District Manageme...	January 2024 District Management Fees	7,504.44		7,504.44
Bill	02/29/2024	133803	Special District Manageme...	February 2024 District Management Fees	8,568.52		16,072.96
Bill	03/31/2024	134811	Special District Manageme...	March 2024 District Management Fees	12,528.40		28,601.36
Bill	04/30/2024	135726	Special District Manageme...	April 2024 District Management Fees	11,519.68		40,121.04
Bill	05/31/2024	136891	Special District Manageme...	May 2024 District Management Fees	12,581.39		52,702.43
Bill	06/30/2024	136986	Special District Manageme...	June 2024 District Management Fees	9,497.66		62,200.09
Bill	07/31/2024	137890	Special District Manageme...	July 2024 District Management Fees	12,149.26		74,349.35
Bill	08/31/2024	138713	Special District Manageme...	August 2024 District Management Fees	12,496.29		86,845.64
Bill	09/30/2024	139278	Special District Manageme...	September 2024 District Management Fees	10,056.36		96,902.00
Bill	10/31/2024	140112	Special District Manageme...	October 2024 District Management Fees	9,943.99		106,845.99
Total 57040 · District Management					106,845.99	0.00	106,845.99
57050 · Engineering Expense							
Bill	03/19/2024	250193	Farnsworth Group, Inc	Period ending 02.29.2024	14,372.64		14,372.64
Bill	04/30/2024	6731	Anatum GeoMobile Solutio...		5,257.88		19,630.52
Bill	06/30/2024	253236	Farnsworth Group, Inc	Period ending 06.30.2024	44,568.32		64,198.84
Bill	07/25/2024	28520	Browns Hill Engineering & ...		742.08		64,940.92
Bill	10/24/2024	255676	Farnsworth Group, Inc	Period ending 09.30.2024	34,404.96		99,345.88
Total 57050 · Engineering Expense					99,345.88	0.00	99,345.88
Total 57000 · Professional Services Fees					310,719.43	0.00	310,719.43
62000 · Repairs and Maintenance							
62010 · General Repairs and Maintenance							
Bill	03/06/2024	8185MNT	Property Solutions Team (...)		2,249.23		2,249.23
Bill	03/06/2024	8330MNT	Property Solutions Team (...)		1,294.30		3,543.53
Bill	05/30/2024	27392	Metro Maintenance		250.00		3,793.53
Bill	05/31/2024	101704	Good Plumbing Service		750.00		4,543.53
Bill	06/23/2024	27557	Metro Maintenance	June 2024	300.00		4,843.53
Bill	07/26/2024	27750	Metro Maintenance	July 2024	300.00		5,143.53
Bill	08/30/2024	27963	Metro Maintenance	August 2024	300.00		5,443.53
Bill	10/14/2024	V240894	Ambiente H2O Inc.		2,756.00		8,199.53
Bill	10/18/2024	100213	Good Plumbing Service		300.00		8,499.53
Bill	10/20/2024	0000777	Trophy Fence		350.00		8,849.53
Total 62010 · General Repairs and Maintenance					8,849.53	0.00	8,849.53
62020 · Utility Locate							
Bill	01/31/2024	224011164	Utility Notification Center o...	RTL Transmissions	28.38		28.38
Bill	01/31/2024	29181	Diversified Underground	Screen Charge	105.00		133.38
Bill	02/29/2024	224021158	Utility Notification Center o...	RTL Transmissions	49.02		182.40
Bill	03/31/2024	224031192	Utility Notification Center o...	RTL Transmissions	58.05		240.45
Bill	04/30/2024	224041226	Utility Notification Center o...	RTL Transmissions	74.82		315.27
Bill	04/30/2024	29639	Diversified Underground	Screen Charge	495.00		810.27
Bill	05/31/2024	224051275	Utility Notification Center o...	RTL Transmissions	110.94		921.21
Bill	05/31/2024	29864	Diversified Underground	Screen Charge	400.00		1,321.21
Bill	06/30/2024	224061277	Utility Notification Center o...	RTL Transmissions	74.82		1,396.03
Bill	06/30/2024	30098	Diversified Underground	Screen Charge	270.00		1,666.03
Bill	07/31/2024	224071271	Utility Notification Center o...	RTL Transmissions	87.72		1,753.75
Bill	07/31/2024	30312	Diversified Underground	Screen Charge	350.00		2,103.75
Bill	08/28/2024	224081285	Utility Notification Center o...	RTL Transmissions	121.26		2,225.01
Bill	08/31/2024	30539	Diversified Underground	Screen Charge	580.00		2,805.01
Bill	09/30/2024	224091252	Utility Notification Center o...	RTL Transmissions	129.00		2,934.01
Bill	09/30/2024	30722	Diversified Underground	Screen Charge	535.00		3,469.01
Bill	10/31/2024	224101264	Utility Notification Center o...	RTL Transmissions	77.40		3,546.41
Bill	10/31/2024	30941	Diversified Underground	Screen Charge	305.00		3,851.41
Total 62020 · Utility Locate					3,851.41	0.00	3,851.41
Total 62000 · Repairs and Maintenance					12,700.94	0.00	12,700.94
63000 · Vehicle Expense							
Bill	10/07/2024	01-168239	Colorado Golf and Turf, Inc		190.00		190.00
Total 63000 · Vehicle Expense					190.00	0.00	190.00

Roxborough Village Metro District
General Fund Profit & Loss Detail

January through October 2024

Type	Date	Num	Name	Memo	Debit	Credit	Balance
64000 · Landscape Expenses							
64010 · Landscape Repairs and Maint							
Bill	01/06/2024	2012443	Consolidated Divisions Inc	T&M Jan 1 - Jan 6	160.00		160.00
Bill	02/17/2024	2013099	Consolidated Divisions Inc	T&M Feb 11-17	315.13		475.13
Bill	04/30/2024	2014089	Consolidated Divisions Inc		760.00		1,235.13
Bill	05/04/2024	2014117	Consolidated Divisions Inc	T&M May 1 - 4	960.00		2,195.13
Bill	05/18/2024	2014290	Consolidated Divisions Inc	T&M May 12-18	350.00		2,545.13
Bill	05/18/2024	2014289	Consolidated Divisions Inc	T&M May 12-18	240.00		2,785.13
Bill	05/18/2024	2014287	Consolidated Divisions Inc	T&M May 12-18	83.00		2,868.13
Bill	06/08/2024	2014641	Consolidated Divisions Inc	T&M June 1-8	100.00		2,968.13
Bill	06/15/2024	2014721	Consolidated Divisions Inc	T&M June 9-15	325.00		3,293.13
Bill	06/30/2024	2014956	Consolidated Divisions Inc		325.00		3,618.13
Bill	07/06/2024	2014999	Consolidated Divisions Inc		455.78		4,073.91
Bill	07/27/2024	2015307	Consolidated Divisions Inc		120.00		4,193.91
Bill	07/31/2024	2015447	Consolidated Divisions Inc		80.00		4,273.91
Bill	08/10/2024	2015617	Consolidated Divisions Inc		195.00		4,468.91
Total 64010 · Landscape Repairs and Maint					4,468.91	0.00	4,468.91
64020 · Landscape Weed Control Expense							
Bill	06/03/2024	3620	ARK Ecological Services, ...	Invoice Period April 24-May28	13,992.30		13,992.30
Bill	08/28/2024	3631	ARK Ecological Services, ...	Invoice Period May28 - Aug 28	20,749.38		34,741.68
Bill	08/30/2024	1	Fireweed Ecological Servic...		500.00		35,241.68
Total 64020 · Landscape Weed Control Expense					35,241.68	0.00	35,241.68
64030 · Irrigation Expense							
Bill	04/30/2024	2014087	Consolidated Divisions Inc		1,718.10		1,718.10
Bill	05/11/2024	2014206	Consolidated Divisions Inc	T&M May 5 - May 11	2,410.34		4,128.44
Bill	05/18/2024	2014314	Consolidated Divisions Inc	T&M May 12-18	961.38		5,089.82
Bill	05/25/2024	2014440	Consolidated Divisions Inc	T&M May 19-25	3,764.30		8,854.12
Bill	05/31/2024	2014479	Consolidated Divisions Inc	T&M May 26-31	8,975.71		17,829.83
Bill	06/08/2024	2014640	Consolidated Divisions Inc	T&M June 1-8	2,950.49		20,780.32
Bill	06/15/2024	2014719	Consolidated Divisions Inc	T&M June 9 - 15	4,602.14		25,382.46
Bill	06/22/2024	2014672	Consolidated Divisions Inc		787.17		26,169.63
Bill	06/22/2024	2014797	Consolidated Divisions Inc	T&M June 16-22	4,046.46		30,216.09
Bill	06/30/2024	2014955	Consolidated Divisions Inc		4,687.73		34,903.82
Bill	07/06/2024	2015076	Consolidated Divisions Inc		3,627.59		38,531.41
Bill	07/13/2024	2015175	Consolidated Divisions Inc		4,898.63		43,430.04
Bill	07/17/2024	2153	Excell Pump Services		505.75		43,935.79
Bill	07/20/2024	2015255	Consolidated Divisions Inc		4,001.13		47,936.92
Bill	07/27/2024	2015301	Consolidated Divisions Inc		7,400.22		55,337.14
Bill	07/31/2024	2015446	Consolidated Divisions Inc	T&M July 28 - 31	1,588.21		56,925.35
Bill	08/03/2024	2015557	Consolidated Divisions Inc		1,008.15		57,933.50
Bill	08/10/2024	2015615	Consolidated Divisions Inc		4,871.45		62,804.95
Bill	08/17/2024	2015695	Consolidated Divisions Inc		5,031.36		67,836.31
Bill	08/24/2024	2015744	Consolidated Divisions Inc		12,338.01		80,174.32
Bill	08/31/2024	2015921	Consolidated Divisions Inc		12,108.74		92,283.06
Bill	09/07/2024	2016012	Consolidated Divisions Inc		7,725.94		100,009.00
Bill	09/14/2024	2016138	Consolidated Divisions Inc		5,069.71		105,078.71
Bill	09/21/2024	2016280	Consolidated Divisions Inc		14,890.03		119,968.74
Bill	09/30/2024	2016379	Consolidated Divisions Inc		3,994.73		123,963.47
Bill	10/05/2024	2016484	Consolidated Divisions Inc		3,014.80		126,978.27
Bill	10/12/2024	2016510	Consolidated Divisions Inc		13,390.01		140,368.28
Bill	10/26/2024	2016665	Consolidated Divisions Inc		1,582.68		141,950.96
Total 64030 · Irrigation Expense					141,950.96	0.00	141,950.96
64040 · Landscape Contract							
Bill	01/01/2024	2012682	Consolidated Divisions Inc	January 2024	9,652.84		9,652.84
Bill	02/01/2024	2012738	Consolidated Divisions Inc	February 2024	9,652.84		19,305.68
Bill	03/31/2024	2013232	Consolidated Divisions Inc	March Landscape Contract	9,652.85		28,958.53
Bill	04/01/2024	2013609	Consolidated Divisions Inc	Landscape Contract	19,305.71		48,264.24
Bill	05/01/2024	2014020	Consolidated Divisions Inc		19,305.71		67,569.95
Bill	06/01/2024	2014392	Consolidated Divisions Inc	June 2024	19,305.71		86,875.66
Bill	07/01/2024	2014872	Consolidated Divisions Inc	July 2024	19,305.71		106,181.37
Bill	08/01/2024	2015364	Consolidated Divisions Inc		19,305.71		125,487.08
Bill	09/03/2024	2015838	Consolidated Divisions Inc		19,305.71		144,792.79
Bill	10/01/2024	2016263	Consolidated Divisions Inc		19,305.71		164,098.50
Total 64040 · Landscape Contract					164,098.50	0.00	164,098.50
64080 · Misc. Landscape Expense							
Bill	10/06/2024		Carrie Hanson		312.00		312.00
Bill	10/31/2024	2016585	Consolidated Divisions Inc		272.00		584.00
Bill	10/31/2024	2016584	Consolidated Divisions Inc		1,477.70		2,061.70
Total 64080 · Misc. Landscape Expense					2,061.70	0.00	2,061.70
Total 64000 · Landscape Expenses					347,821.75	0.00	347,821.75
65000 · Playground & Infrastructure Exp							
65020 · Baseball Field Improvements							
Bill	05/07/2024	294	Rocky Mountain Sports Fie...	Softball Field Renovation	19,000.00		19,000.00
Total 65020 · Baseball Field Improvements					19,000.00	0.00	19,000.00

Roxborough Village Metro District
General Fund Profit & Loss Detail

January through October 2024

Type	Date	Num	Name	Memo	Debit	Credit	Balance
65030 · Graffiti Removal /Vandalism Exp							
Bill	02/03/2024	2012847	Consolidated Divisions Inc	T&M Feb 1-3	825.93		825.93
Bill	03/16/2024	2013458	Consolidated Divisions Inc	T&M March 10-17	421.36		1,247.29
Bill	04/20/2024	2014044	Consolidated Divisions Inc		685.36		1,932.65
Bill	05/25/2024	2014443	Consolidated Divisions Inc		852.98		2,785.63
Bill	06/08/2024	2014642	Consolidated Divisions Inc	T&M June 1-8	1,116.45		3,902.08
Bill	06/15/2024	2014722	Consolidated Divisions Inc	T&M June 9-158	534.19		4,436.27
Bill	06/30/2024	2014957	Consolidated Divisions Inc		462.41		4,898.68
Bill	07/13/2024	2015176	Consolidated Divisions Inc		639.62		5,538.30
Bill	08/17/2024	2015696	Consolidated Divisions Inc		556.84		6,095.14
Bill	08/31/2024	2015920	Consolidated Divisions Inc		516.54		6,611.68
Bill	10/19/2024	2016573	Consolidated Divisions Inc		394.62		7,006.30
Total 65030 · Graffiti Removal /Vandalism Exp					7,006.30	0.00	7,006.30
65080 · Misc. Playground & Infrastruct							
Bill	01/06/2024	INV-13288	Game-Set-Match Inc.	Tennis Court Washing	700.00		700.00
Bill	02/24/2024	2013195	Consolidated Divisions Inc	T&M Feb 18-24	320.00		1,020.00
Bill	05/25/2024	2014444	Consolidated Divisions Inc		242.65		1,262.65
Bill	07/01/2024	111-8219...	Mark Rubic		266.61		1,529.26
Bill	08/13/2024	INV-16499	Game-Set-Match Inc.	Windscreen removal	180.00		1,709.26
Bill	08/17/2024	375	Rocky Mountain Sports Fie...	Chatfield Farms Soccer Goal	8,000.00		9,709.26
Total 65080 · Misc. Playground & Infrastruct					9,709.26	0.00	9,709.26
Total 65000 · Playground & Infrastructure Exp					35,715.56	0.00	35,715.56
68000 · Parks & Open Space Expense							
68010 · Foothills Park & Rec Fees							
Bill	01/31/2024	SALES00...	Foothills Park & Recreatio...	January 2024 Resident Use	1,717.39		1,717.39
Bill	02/29/2024	SALES00...	Foothills Park & Recreatio...	February 2024 Resident Use	1,306.04		3,023.43
Bill	03/31/2024	SALES00...	Foothills Park & Recreatio...	March 2024 Resident Use	1,181.99		4,205.42
Bill	04/30/2024	SALES00...	Foothills Park & Recreatio...	April 2024 Resident Use	4,073.60		8,279.02
Bill	05/31/2024	SALES00...	Foothills Park & Recreatio...	May 2024 Resident Use	1,676.99		9,956.01
Bill	06/30/2024	SALES00...	Foothills Park & Recreatio...	June 2024 Resident Use	1,737.22		11,693.23
Bill	07/31/2024	SALES00...	Foothills Park & Recreatio...	July 2024 Resident Use	3,685.27		15,378.50
Bill	08/31/2024	SALES00...	Foothills Park & Recreatio...	August 2024 Resident Use	2,198.86		17,577.36
Bill	09/30/2024	SALES00...	Foothills Park & Recreatio...	September 2024 Resident Use	730.27		18,307.63
Bill	10/31/2024	SALES00...	Foothills Park & Recreatio...	October 2024 Resident Use	2,824.00		21,131.63
Total 68010 · Foothills Park & Rec Fees					21,131.63	0.00	21,131.63
68020 · Mosquito Control Expense							
Bill	04/02/2024	967838	Patriot Pest Control	April Mosquito Control Service	2,300.00		2,300.00
Bill	05/01/2024	967872	Patriot Pest Control	May Mosquito Control Service	2,300.00		4,600.00
Bill	06/01/2024	967908	Patriot Pest Control	June Mosquito Control Service	2,300.00		6,900.00
Bill	07/01/2024	967942	Patriot Pest Control	July Mosquito Control Service	2,300.00		9,200.00
Total 68020 · Mosquito Control Expense					9,200.00	0.00	9,200.00
68025 · Water Expense							
Bill	01/15/2024		Roxborough Water & Sanit...	Service Period 11/25/23 to 12/24/23 Elk Mt...	100.50		100.50
Bill	01/15/2024		Roxborough Water & Sanit...	Service Period 11/25/23 to 12/24/23 Mule D...	100.50		201.00
Bill	01/15/2024		Roxborough Water & Sanit...	Service Period 11/25/23 - 12/24/23 Marmot ...	201.00		402.00
Bill	01/15/2024		Roxborough Water & Sanit...	Service Period 11/25/23 - 12/24/23 Rampart...	114.50		516.50
Bill	01/15/2024		Roxborough Water & Sanit...	Billing Period 12/01/23 to 12/31/23	875.33		1,391.83
Bill	02/15/2024		Roxborough Water & Sanit...	Service Period 12/25/23 to 01/24/24 Mule D...	100.50		1,492.33
Bill	02/15/2024		Roxborough Water & Sanit...	Service Period 12/25/23 to 01/24/24 Elk Mt...	100.50		1,592.83
Bill	02/15/2024		Roxborough Water & Sanit...	Service Period 12/25/23 - 01/24/24 Marmot ...	201.00		1,793.83
Bill	02/15/2024		Roxborough Water & Sanit...	Service Period 12/25/23 - 01/24/24 Rampart...	114.50		1,908.33
Bill	02/15/2024		Roxborough Water & Sanit...	Billing Period 01/01/23 to 02/31/24	875.33		2,783.66
Bill	02/21/2024	1084922	Mission Communication LLC	Annual Service	371.40		3,155.06
Bill	03/09/2024	2013387	Consolidated Divisions Inc	T&M March 3-9	396.00		3,551.06
Bill	03/15/2024		Roxborough Water & Sanit...	Service Period 01/25/24 - 02/24/24 Elk Mtn ...	100.50		3,651.56
Bill	03/15/2024		Roxborough Water & Sanit...	Service Period 01/24/24 - 02/24/24 Rampart...	114.50		3,766.06
Bill	03/15/2024		Roxborough Water & Sanit...	Service Period 01/25/24 to 02/24/24 Mule D...	100.50		3,866.56
Bill	03/15/2024		Roxborough Water & Sanit...	Service Period 01/25/24 - 02/24/24 Marmot ...	201.00		4,067.56
Bill	03/15/2024		Roxborough Water & Sanit...	Billing Period 02/01/24 to 02/29/24	875.33		4,942.89
Bill	04/15/2024		Roxborough Water & Sanit...	Service Period 02/25/24 to 03/24/24 Elk Mn...	100.50		5,043.39
Bill	04/15/2024		Roxborough Water & Sanit...	Service Period 02/24/24 - 03/24/24 Rampart...	114.50		5,157.89
Bill	04/15/2024		Roxborough Water & Sanit...	Service Period 02/25/24 to 03/24/24 Mule D...	100.50		5,258.39
Bill	04/15/2024		Roxborough Water & Sanit...	Service Period 02/25/24 - 03/24/24 Marmot ...	201.00		5,459.39
Bill	04/15/2024		Roxborough Water & Sanit...	Billing Period 03/01/24 to 03/31/24	875.33		6,334.72
Bill	04/27/2024	2013941	Consolidated Divisions Inc	Water meter install	9,253.71		15,588.43
Bill	05/15/2024		Roxborough Water & Sanit...	Service Period 03/25/24 to 04/24/24 Elk Mn...	104.25		15,692.68
Bill	05/15/2024		Roxborough Water & Sanit...	Service Period 03/24/24 - 04/24/24 Rampart...	119.00		15,811.68
Bill	05/15/2024		Roxborough Water & Sanit...	Service Period 03/25/24 to 04/24/24 Mule D...	104.25		15,915.93
Bill	05/15/2024		Roxborough Water & Sanit...	Service Period 03/25/24 - 04/24/24 Marmot ...	208.50		16,124.43
Bill	05/15/2024		Roxborough Water & Sanit...	Billing Period 04/01/24 to 04/30/24	875.33		16,999.76
Bill	06/15/2024		Roxborough Water & Sanit...	Service Period 04/25/24 to 05/24/24 Elk Mn...	215.00		17,214.76
Bill	06/15/2024		Roxborough Water & Sanit...	Service Period 04/25/24 to 05/24/24 Mule D...	290.00		17,504.76
Bill	06/15/2024		Roxborough Water & Sanit...	Service Period 04/25/24 - 05/24/24 Marmot ...	241.50		17,746.26
Bill	06/15/2024		Roxborough Water & Sanit...	Service Period 04/24/24 - 05/24/24 Rampart...	119.00		17,865.26
Bill	06/15/2024		Roxborough Water & Sanit...	Billing Period 05/01/24 to 05/30/24	879.76		18,745.02
Bill	07/15/2024		Roxborough Water & Sanit...	Service Period 05/24/24 - 06/24/24 Rampart...	126.86		18,871.88
Bill	07/15/2024		Roxborough Water & Sanit...	Service Period 05/25/24 to 06/24/24 Mule D...	190.25		19,062.13
Bill	07/15/2024		Roxborough Water & Sanit...	Service Period 05/25/24 to 06/24/24 Elk Mn...	300.50		19,362.63
Bill	07/15/2024		Roxborough Water & Sanit...	Service Period 05/25/24 - 06/24/24 Marmot ...	580.00		19,942.63
Bill	07/15/2024		Roxborough Water & Sanit...	Billing Period 06/01/24 to 06/30/24	875.33		20,817.96
Bill	08/15/2024		Roxborough Water & Sanit...	Service Period 06/24/24 - 07/24/24 Rampart...	119.00		20,936.96
Bill	08/15/2024		Roxborough Water & Sanit...	Service Period 06/25/24 - 07/24/24 Marmot ...	853.00		21,789.96
Bill	08/15/2024		Roxborough Water & Sanit...	Service Period 06/25/24 to 07/24/24 Mule D...	405.50		22,195.46

Roxborough Village Metro District
General Fund Profit & Loss Detail

January through October 2024

Type	Date	Num	Name	Memo	Debit	Credit	Balance
Bill	08/15/2024		Roxborough Water & Sanit...	Service Period 06/25/24 to 07/24/24 Elk Mn...	269.00		22,464.46
Bill	08/15/2024		Roxborough Water & Sanit...	Billing Period 07/01/24 to 07/31/24	14,426.70		36,891.16
Bill	09/15/2024		Roxborough Water & Sanit...	Service Period 07/25/24 to 08/24/24 Elk Mn...	342.50		37,233.66
Bill	09/15/2024		Roxborough Water & Sanit...	Service Period 07/25/24 to 08/24/24 Mule D...	1,466.00		38,699.66
Bill	09/15/2024		Roxborough Water & Sanit...	Service Period 07/25/24 - 08/24/24 Marmot ...	1,726.00		40,425.66
Bill	09/15/2024		Roxborough Water & Sanit...	Service Period 07/24/24 - 08/24/24 Rampart...	119.00		40,544.66
Bill	09/15/2024		Roxborough Water & Sanit...	Billing Period 08/01/24 to 08/31/24	20,832.48		61,377.14
Bill	10/15/2024		Roxborough Water & Sanit...	Service Period 08/25/24 to 09/24/24 Elk Mn...	279.50		61,656.64
Bill	10/15/2024		Roxborough Water & Sanit...	Service Period 08/25/24 - 09/24/24 Marmot ...	832.00		62,488.64
Bill	10/15/2024		Roxborough Water & Sanit...	Service Period 08/25/24 to 09/24/24 Mule D...	1,178.00		63,666.64
Bill	10/15/2024		Roxborough Water & Sanit...	Service Period 08/24/24 - 09/24/24 Rampart...	126.86		63,793.50
Bill	10/15/2024		Roxborough Water & Sanit...	Billing Period 09/01/24 to 09/31/24	10,058.72		73,852.22
Total 68025 · Water Expense					73,852.22	0.00	73,852.22
68045 · Tree Care Expense							
Deposit	04/11/2024	2177	Bailey Tree, LLC	Reimbursement		5,989.68	-5,989.68
Bill	04/16/2024	14374539	SavATree, LLC		12,770.00		6,780.32
Bill	05/14/2024	122669	SavATree, LLC		780.00		7,560.32
Bill	10/02/2024	6170	DC2 Services LLC		8,592.00		16,152.32
Bill	10/02/2024	6170	DC2 Services LLC		2,645.00		18,797.32
Total 68045 · Tree Care Expense					24,787.00	5,989.68	18,797.32
68050 · Portable Restroom Exp.							
Bill	01/31/2024	INV-4068...	United Site Services	January Services Chatfield Farms Park	274.76		274.76
Bill	01/31/2024	INV-4068...	United Site Services	January Services Roxborough Community ...	267.79		542.55
Bill	02/19/2024	INV-4135...	United Site Services	February Services Roxborough Community ...	267.79		810.34
Bill	02/19/2024	INV-4133...	United Site Services	February Services Chatfield Farms Park	274.76		1,085.10
Bill	03/18/2024	INV-4200...	United Site Services	March Services Roxborough Community Park	279.97		1,365.07
Bill	03/18/2024	INV-4201...	United Site Services	March Services Chatfield Farms Park	287.26		1,652.33
Bill	04/15/2024	INV-4358...	United Site Services	April Services Chatfield Farms Park	287.26		1,939.59
Bill	04/15/2024	INV-4361...	United Site Services	April Services Roxborough Community Park	279.97		2,219.56
Bill	05/13/2024	INV-4425...	United Site Services	May Services Chatfield Farms Park	287.26		2,506.82
Bill	05/13/2024	INV-4426...	United Site Services	May Services Roxborough Community Park	279.97		2,786.79
Bill	05/14/2024	INV-4492...	United Site Services	June Services Roxborough Community Park	279.97		3,066.76
Bill	05/14/2024	INV-4494...	United Site Services	June Services Chatfield Farms Park	287.26		3,354.02
Bill	06/11/2024	INV-4560...	United Site Services	Services Chatfield Farms Park	287.26		3,641.28
Bill	06/11/2024	INV-4559...	United Site Services	Services Roxborough Community Park	279.97		3,921.25
Bill	07/09/2024	INV-4630...	United Site Services	Services Chatfield Farms Park	287.26		4,208.51
Bill	07/09/2024	INV-4629...	United Site Services	Services Roxborough Community Park	279.97		4,488.48
Bill	08/06/2024	INV-4697...	United Site Services	Services Chatfield Farms Park	287.26		4,775.74
Bill	08/06/2024	INV-4697...	United Site Services	Services Roxborough Community Park	279.97		5,055.71
Bill	09/03/2024	INV-4764...	United Site Services	Services Chatfield Farms Park	287.26		5,342.97
Bill	09/03/2024	INV-4762...	United Site Services	Services Roxborough Community Park	279.97		5,622.94
Bill	10/01/2024	INV-4828...	United Site Services	Services Roxborough Community Park	295.47		5,918.41
Bill	10/01/2024	INV-4831...	United Site Services	Services Chatfield Farms Park	303.34		6,221.75
Deposit	10/28/2024		United Site Services	Deposit		104.40	6,117.35
Total 68050 · Portable Restroom Exp.					6,221.75	104.40	6,117.35
68070 · Snow Removal Expense							
Bill	01/10/2024	2012558	Consolidated Divisions Inc	Snow Cycle 01/08/24 - 01/10/24	5,376.00		5,376.00
Bill	01/16/2024	2012642	Consolidated Divisions Inc	Snow Cycle 01/15/24 - 01/16/24	8,234.75		13,610.75
Bill	01/26/2024	2012776	Consolidated Divisions Inc	Snow Cycle 01/26/24	2,735.00		16,345.75
Bill	02/04/2024	2012949	Consolidated Divisions Inc	Snow Cycle 02/03/24 - 02/04/24	11,219.00		27,564.75
Bill	02/08/2024	2013011	Consolidated Divisions Inc	Snow Cycle 02/05/24 - 02/08/24	1,836.00		29,400.75
Bill	02/15/2024	2013116	Consolidated Divisions Inc	Snow Cycle 02/12/24-02/15/24	444.00		29,844.75
Bill	03/15/2024	2013508	Consolidated Divisions Inc	Storm Cycle 03.13.24 - 03.15.24	37,772.50		67,617.25
Bill	03/19/2024	2013556	Consolidated Divisions Inc	Post Storm Cycle 03.16.24 - 03.19.24	6,010.00		73,627.25
Bill	03/25/2024	2013708	Consolidated Divisions Inc	Post Storm Cycle 03.24.24 - 03.25.24	7,260.00		80,887.25
Total 68070 · Snow Removal Expense					80,887.25	0.00	80,887.25
68095 · Open Space Maintenances / Fire							
Bill	08/03/2024	2015558	Consolidated Divisions Inc	T&M Aug 1-3	330.00		330.00
Bill	08/03/2024	2015559	Consolidated Divisions Inc	T&M Aug 1-3	80.00		410.00
Bill	08/10/2024	2015616	Consolidated Divisions Inc		198.00		608.00
Bill	08/28/2024		Ace Tree Care, Inc	Deposit	2,500.00		3,108.00
Bill	10/31/2024	1203	Ace Tree Care, Inc		9,687.50		12,795.50
Total 68095 · Open Space Maintenances / Fire					12,795.50	0.00	12,795.50
Total 68000 · Parks & Open Space Expense					228,875.35	6,094.08	222,781.27
70000 · Bond Interest & Principal Exp.							
70020 · Bond Principal - Series 1993							
Deposit	08/07/2024	090763	UMB Bank	Escheatment Checks		219.75	-219.75
Bill	08/21/2024		Colorado Treasury Unclai...	Payment of unclaimed property 2024	219.75		0.00
Total 70020 · Bond Principal - Series 1993					219.75	219.75	0.00
Total 70000 · Bond Interest & Principal Exp.					219.75	219.75	0.00
Total Expense					1,019,324.36	6,360.83	1,012,963.53
Net Ordinary Income					1,025,397.78	1,484,399.68	459,001.90
Net Income					1,025,397.78	1,484,399.68	459,001.90