

## ROXBOROUGH VILLAGE METROPOLITAN DISTRICT

141 Union Boulevard, Suite 150  
Lakewood, Colorado 80228-1898  
Tel: 303-987-0835 • 800-741-3254  
Fax: 303-987-2032

<https://roxvillagemetro.colorado.gov>

### **NOTICE OF SPECIAL MEETING AND AGENDA**

<u>Board of Directors:</u>	<u>Office:</u>	<u>Term/Expires:</u>
Ephram Glass	President	2027/May 2027
Debra Prysby	Vice President	2027/May 2027
Cliff Linhardt	Treasurer	2029/May 2029
Ron Bendall	Secretary	2029/May 2029
Stephen Throneberry	Assistant Secretary	2029/May 2029

DATE: July 14, 2025  
TIME: 6:00 p.m.  
LOCATION: Roxborough Library and Virtual Meeting  
8357 N Rampart Range  
Rd # 200, Littleton, CO  
80125

Google Meet joining info  
Video call link: [meet.google.com/zym-ccry-wwf](https://meet.google.com/zym-ccry-wwf)  
Or dial: (US) +1 318-565-6643 PIN: 930 633 027#

*\* Agenda is preliminary and subject to change by majority vote of the Board at the meeting.*

*\* Individuals requiring special accommodation to attend and/or participate in the meeting please advise the District Manager ([pripko@sdmsi.com](mailto:pripko@sdmsi.com) or 303-987-0835) of their specific need(s) before the meeting.*

#### I. ADMINISTRATIVE MATTERS

- A. Disclosure of Potential Conflicts of Interest.
- B. Additions/Deletions/Approval of Agenda.

#### II. PUBLIC COMMENTS/HOMEOWNER REQUESTS

- A. Members of the public may express their views to the Board on matters that affect the District. Comments will be limited to three (3) minutes. Please sign in. Questions may be asked of the Board but will not be answered at this time. Please refer to the Meeting Code of Conduct for additional guidelines.

#### III. BOARD DISCUSSION MATTERS

- A. Update on Community Park playground. (enclosure)

1. Discuss and consider approval of Community Park playground colors.
- B. Review proposals for Rampart Way bridge repair (enclosure)
- C. Review proposal from BioDive Solutions (enclosure)
- D. Discuss whether the District should petition Douglas County to include design funding in 2026 for a path connecting the High Line Canal to Waterton Canyon and for safe pedestrian crossings via an overpass or underpass to reach the High Line Canal from south of Waterton Rd.
- E. Discuss attending a CORE meeting to petition for better wildfire protection.
- F. Discuss switching the GIS administrator to another company.
- G. Discuss a solution for homeowners landscaping outside their fences in the open space.
- H. Discuss field supervisor job posting language. (enclosure)
- I. Discuss who should replace irrigation covers and enter GIS mapping data.
- J. Discuss whether to perform tree pruning this year or in a future year.
- K. Discuss and consider approval of a new dog station on Blue Mesa Way. (enclosure)
- L. Discuss Farnsworth proposal for the southern creek crossing. (enclosure)
- M. Discuss installing cameras given the recent vandalism in Chatfield Farms and the fire in Community Park.
- N. Update on turf-removal projects.
- O. Review lists of current approved and requested community permits, if any. (Sports Field Use, Park Areas & Gazebo, Food Truck Vendors, etc.) and/or any new resident inquiries or correspondence.
1. Discuss whether to approve dumpster events in the future.

#### IV. OTHER MATTERS

- A. Other

#### V. PUBLIC COMMENTS/HOMEOWNER REQUESTS

#### VI. ADJOURNMENT

**THE NEXT REGULAR MEETING IS SCHEDULED FOR JULY 16, 2025.**

# Roxborough Community Park

Quote # **45838-6084** Expires: 07/30/2025  
Date: June 30, 2025  
From: Brandon Smith | (303) 601-7245 | Brandon@AtoZRec.com  
To: Peggy Ripko  
Phone: 303-987-0835  
Email: [pripko@sdmsi.com](mailto:pripko@sdmsi.com)  
Site Addr: 7671 N Rampart Range Rd  
City, ST Zip: Littleton, CO 80125



## BCI Burke Proposal #136-198039-5

PART	DESCRIPTION	QTY	UNIT	AMOUNT
	Burke Aspire Tower play unit for ages 5-12 w/ multiple slides and climbers, a Niche capsule, Evolution roofs, a rope tunnel and an ADA transfer station.			\$131,725.00
560-0073	Nido Spinner	1	\$4,250.00	\$4,250.00
580-	Playhouse	1	\$6,655.00	\$6,655.00
560-2747	Launch Freestanding Slide	1	\$4,876.00	\$4,876.00
BCI Burke's Industry Leading Generations Warranty				Free
Freight to Installer's Yard				\$7,994.00
<b>Total BCI Burke</b>				<b>\$155,500.00</b>

## IDSCULPTURE

PART	DESCRIPTION	QTY	UNIT	AMOUNT
PB006	Pagosa Boulder - 12'-3"x7'-9"x10'-0"	1	\$37,660.00	\$37,660.00
Freight				\$1,300.00
<b>Total IDSCULPTURE</b>				<b>\$38,960.00</b>

## EWf Surfacing

DESCRIPTION	AMOUNT
161 CY of EWf Surfacing, to cover 3,250 SF @ 12" compacted depth, with 6" pea gravel & 2 layers of fabric. Installed with Blower Truck.	\$19,970.00
<b>Total EWf Surfacing</b>	<b>\$19,970.00</b>

## Installation

DESCRIPTION	AMOUNT
Installation of BCI Burke Equipment, Listed Above	\$51,995.00
Installation of IDSculpture Pagosa Boulder	\$9,375.00
<b>Total Installation</b>	<b>\$61,370.00</b>

## Final Pricing

Sub Total	\$275,800.00
<b>A to Z Recreation Courtesy Discount</b>	<b><u>-\$10,800.00</u></b>
<b>Grand Total</b>	<b>\$265,000.00</b>

## Complete Terms & Conditions on Following Page

Prepared By: Brandon Smith

Lead Times listed are typical, but may be longer during peak season

Installation: **Installation date** will be penciled in upon order with the installation crew able to finalize schedule when equipment is in town, **typically on site 2-6 weeks** from time of all equipment arrival (weather dependent)

BCI Burke: **Currently Shipping 10-12 Weeks** from time of completed order documentation (color selections, etc.)

IDSculpture: **Currently Shipping 12-16 Weeks** from time of completed order documentation (color selections, etc.)

**We have moved to an online signature process. When ready to proceed with this order, please contact your sales associate and a DocuSign link will be sent to you for signature.**

**If you are issuing a Purchase Order, please email [Lin@AtoZRecreation.com](mailto:Lin@AtoZRecreation.com) for instructions.**

COLOR KEY

- OLIVE
- BROWN
- GREEN
- SPANISH MOSS
- GREEN/TAN
- BROWN/TAN
- TAN/GREEN



3D Designer: Felicia



PLAT'HOUSE



SERENITY SPOT



LOOP CLIMBER



COBRA ASPIRE SLIDE



NICHE CAPSULE



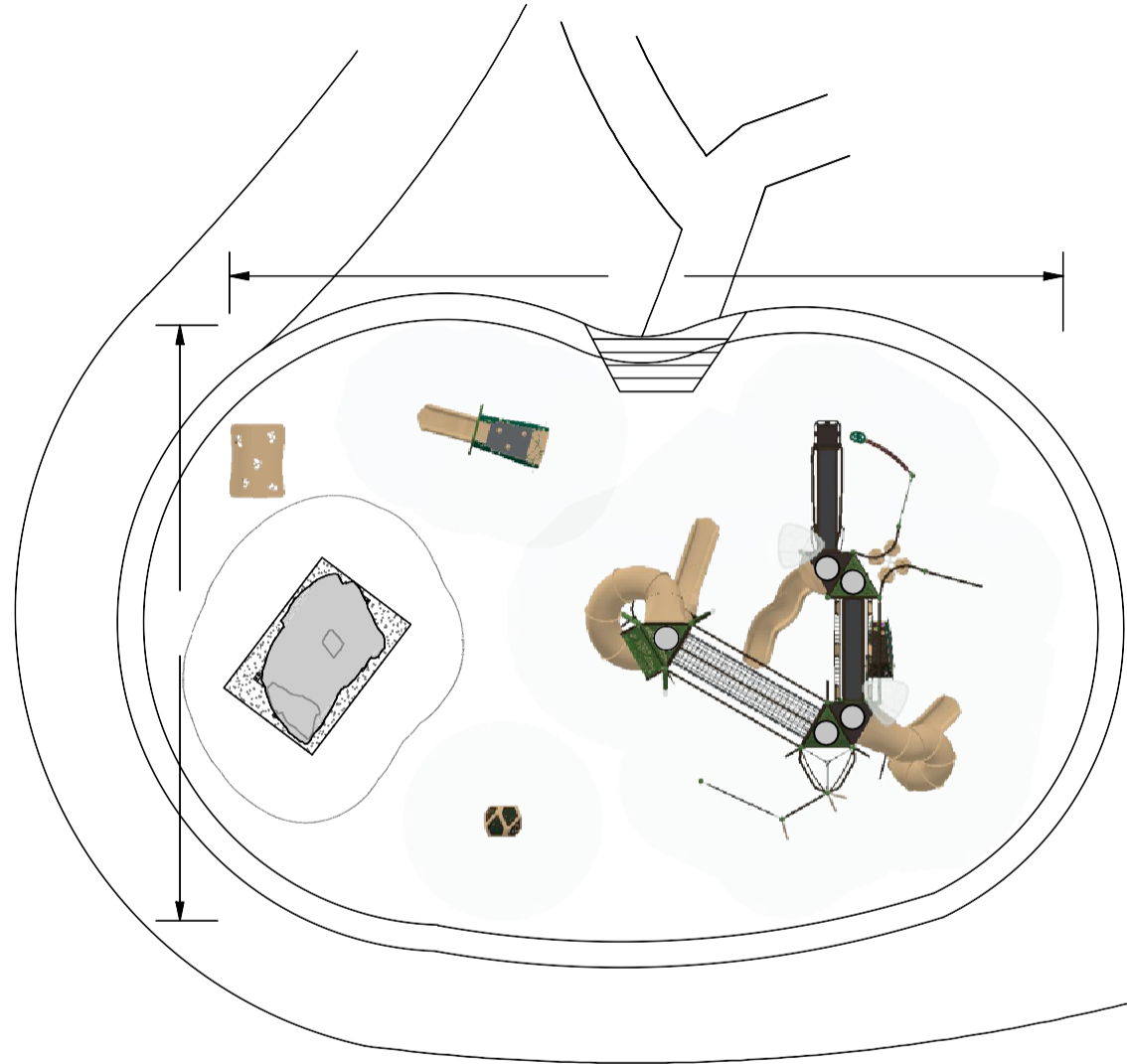
LAUNCH REESTANDING SLIDE



NIDO SPINNER



Warning: Accessible safety surfacing material is required beneath and around this equipment that is compliant with ASTM, CPSC, and ADAAG requirements.



AREA 2755 SQ FT: 

NOTE: ALTHOUGH ALL ATTEMPTS HAVE BEEN MADE TO PROVIDE AN ACCURATE SITE IT MAY NOT TRULY REPRESENT THE AREA WHERE THIS STRUCTURE IS TO BE PLACED.

## SERIES

### GROUP:

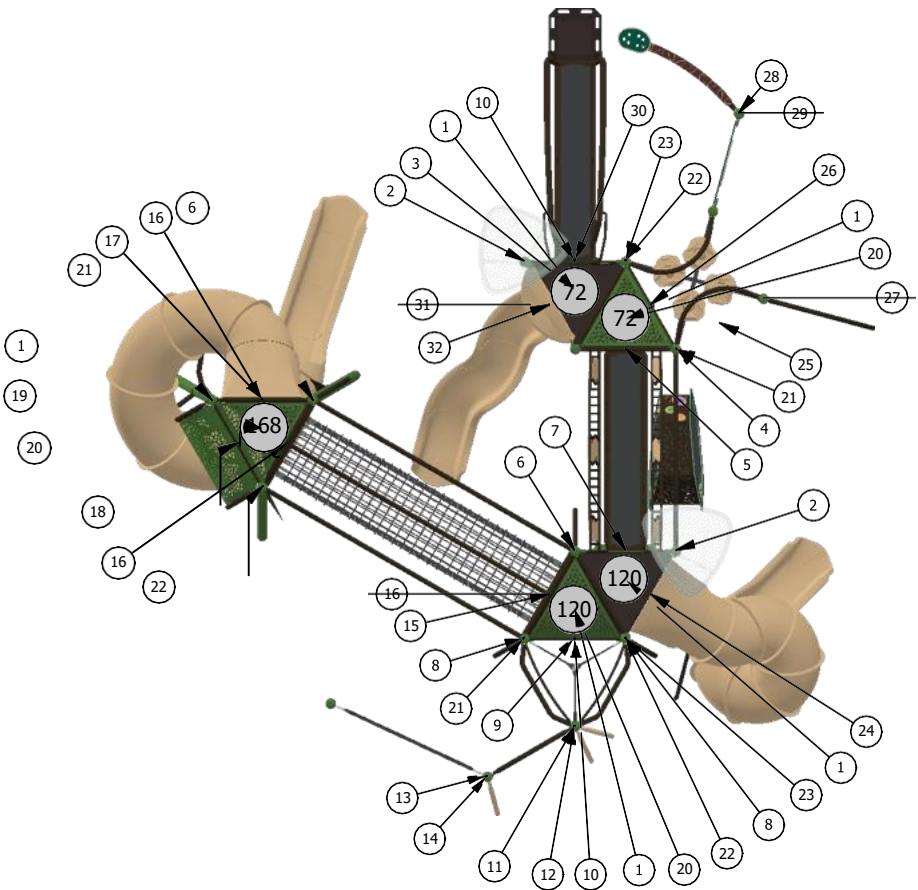
Structure|Freestanding

### DESIGNED FOR AGES:

5 to 12

**Burke**  
PLAY THAT MOVES YOU.

ITEM	COMP.	DESCRIPTION
1	270-0129	TRIANGLE PLATFORM
2	470-0760	SOLIS HUE POST TOPPER
3	570-1884	TRIGON SPOT
4	470-0979	NICHE CAPSULE
5	370-0209	EVOLUTION 360 INCLUSIVE CLIMBER
6	570-0002	ASPIRE MEDIUM WING
7	570-1885	TRIGON, UPRIGHT
8	570-0001	ASPIRE SMALL WING
9	370-1746	ROPE TRIANGLE CLIMBER, 48" TO 120"
10	270-0120	EVOLUTION UNITARY ENCLOSURE
11	370-1616	TAKTIKS, TALL ROPE WALL
12	370-0852	VERTO CLIMBER 2
13	370-1651	TRANGO CLIMBER, POST TO POST
14	370-0854	VERTO CLIMBER 1
15	370-0068	ASPIRE ROPE TUNNEL
16	570-1544	EVOLUTION SHORT CURVED TOP BARRIER
17	470-0130	ASPIRE COBRA 168"
18	470-0968	SERENITY SPOT PRIMARY, TO ROOF
19	670-0006	ASPIRE TRIPOD CONNECTOR
20	470-0017	EVOLUTION TRIANGLE APEX ROOF
21	470-0008	EVOLUTION SIDE ROOF SUPPORT, LEFT
22	470-0009	EVOLUTION SIDE ROOF SUPPORT, RIGHT
23	470-0006	EVOLUTION BOTTOM ROOF SUPPORT, SINGLE
24	470-0113	COBRA SLIDE CORKSCREW RIGHT 120"
25	370-1733	PODSTEP CLIMBER 64"-72"
26	270-0292	EVOLUTION CENTER MOUNT ENCLOSURE
27	370-0288	ARRAY CLIMBER
28	370-0873	CLIMB CROSS
29	370-1720	LIL NOVO BALANCE BEAM LINK
30	370-1729	360 LOOP CLIMBER
31	470-0850	CSA VIPER S 64-72 W/O HOOD
32	470-0805	SLIDE HOOD, HIGH SIDE WALL



**SERIES** Nucleus | Intensity

**GRUPO:**  
Structure

**DESIGNED FOR AGES:**  
5 to 12

**Roxborough Community Park**

Littleton, CO 80125

**COMPONENT VIEW**

06/25/2025

**AtoZ Recreation**  
136-198039-5

Designer: Malorie Pierce






# Colors that move you


## Powder Coat Paint



## Platforms




## Solis Hue Toppers




## Traditional Series Site Amenities




## RockIt Climbers




## HDPE Plastic Panels

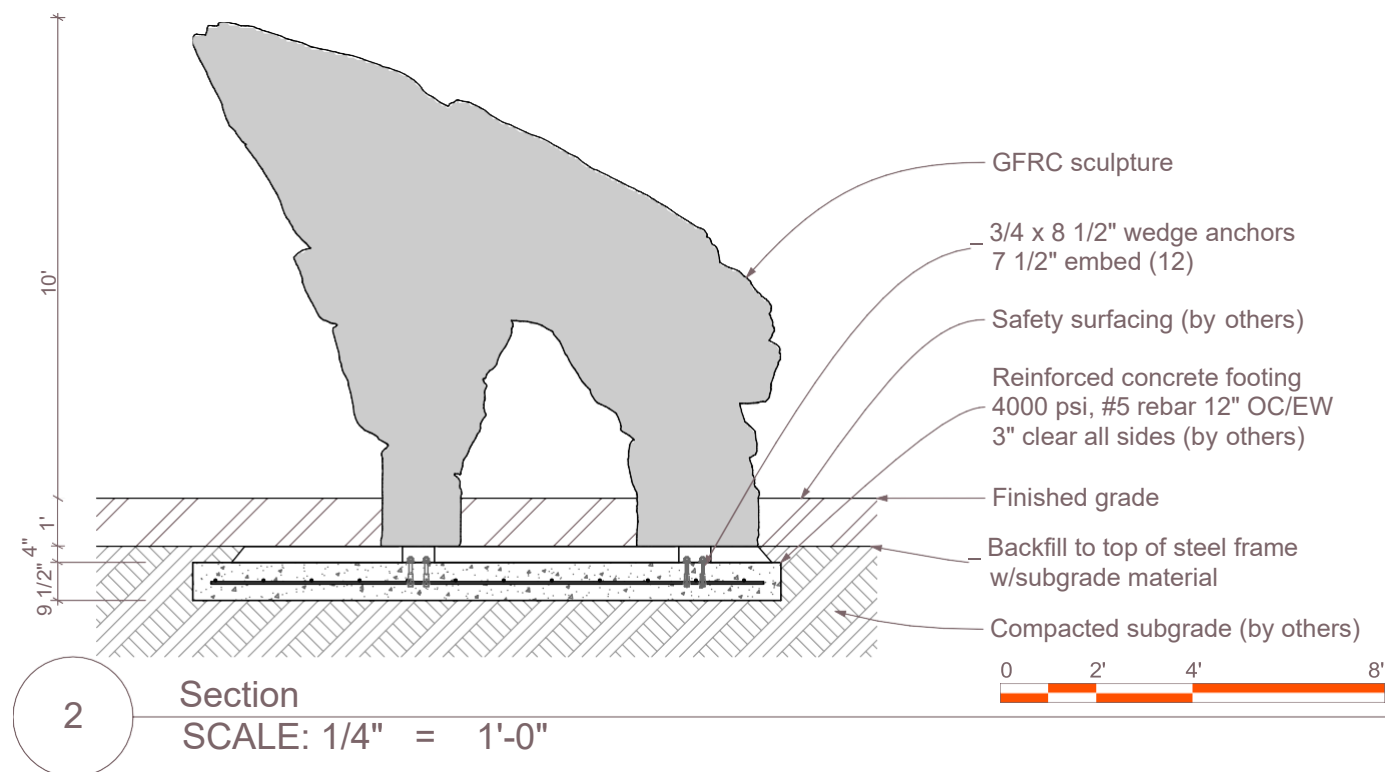
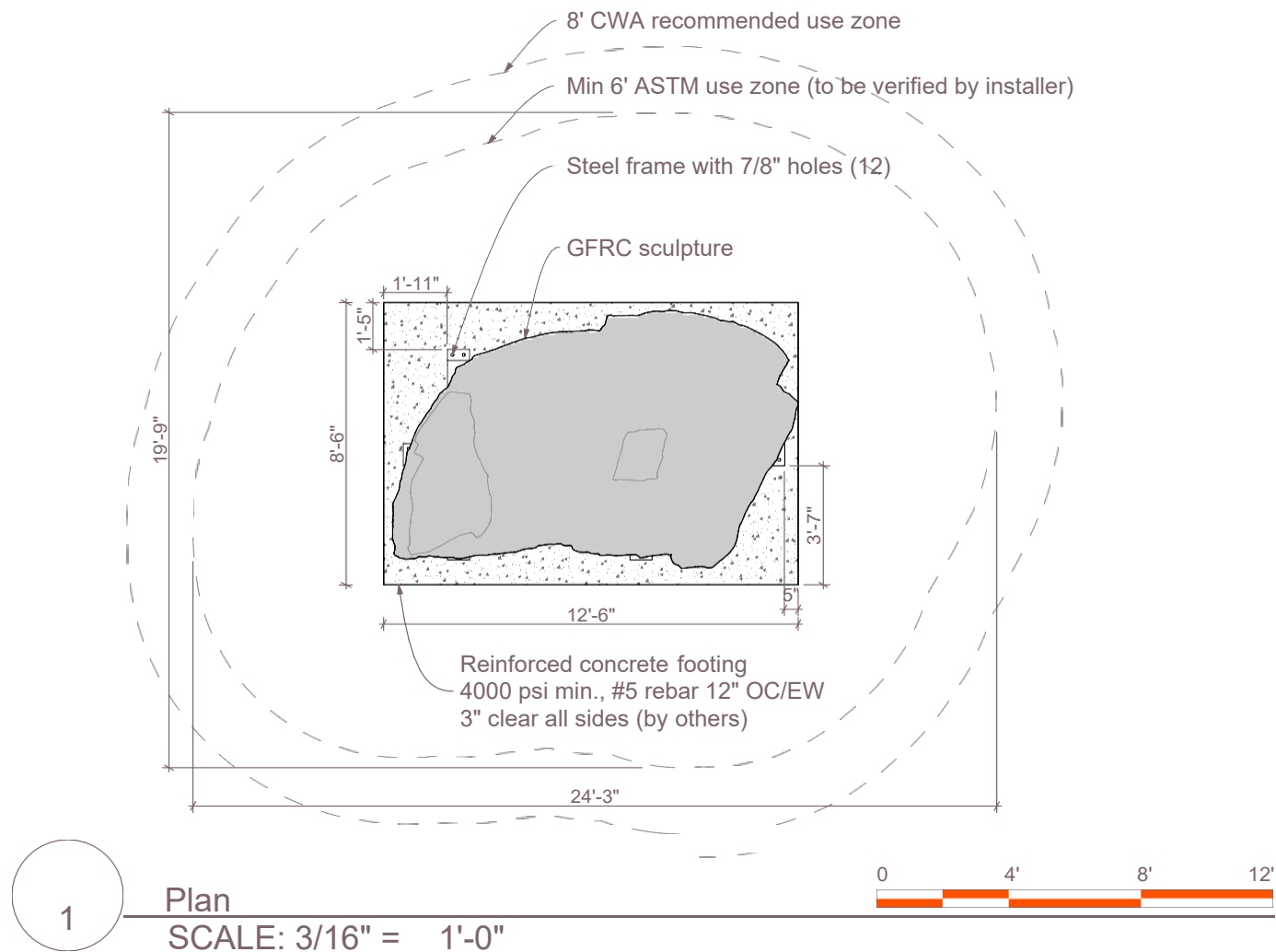


## Shade Canopies



## Rotomold Plastic





## Pagosa Boulder

PB006

Age Group: 5-12

100% CONSTRUCTION DRAWINGS

All IDS projects are designed to meet or exceed ASTM 1487. Please consult ASTM 1487 for required hazard warning and signage specifications. Not all equipment may be appropriate for all children. Supervision is required. ASTM compliant safety surfacing is required under and around all play equipment. The Americans with Disabilities Act (ADA) may require your play area to be accessible, please consult with an ADA professional to ensure compliance.

Date  
**1/24/2025**

Sheet #  
**A.01.1**

Drawing Title  
**Layout**

Approved By / Date:

## Typical Rock Types



Sandstone



Granite



Buff Granite



Quartzite

## Rope Color Choices



PE01 - Polyester, Black



PE02 - Polyester, Green



PE03 - Polyester, Red



PE04 - Polyester, Royal Blue



PE05 - Polyester, Tan



PE06 - Polyester, Yellow



## BUDGET / ENGINEER'S ESTIMATE

Budget Date: 6/25/2025  
Project No.: 859355

**Project Name:** Rampart Way Bridge  
**Location:** Roxborough CO

Item	Description	Qty	Unit Price	Total Price
1	The following is an ENGINEER'S COST ESTIMATE for the subject project. This ESTIMATE is intended for preliminary estimating purposes only and should not be interpreted as a final QUOTATION. The information presented is based on the most current data made available to Contech Engineered Solutions, LLC (CES). Prefabricated steel truss pedestrian bridge superstructure with features as described below:	1 ea.	Lump Sum Includes Freight	\$79,000.00

**Bridge Model:** Pedestrian Truss Bridge - Connector - Half Through H Section - Parallel Chords - Pratt Diagonals  
**Length:** 70 ft. (End to End of Truss)  
**Width:** 5 ft. (Between Inside Face of Top Chords)  
**Design Code:** AASHTO LRFD Guide Specifications for Design of Pedestrian Bridges 9th Edition  
**Design Vehicle:** None  
**Live Load:** 90 psf.  
**Number of Pieces:** 1  
**Finish:** A847/A588 (Weathering) SP7  
**Bridge Decking:** 3x12 (Nom) DF Select CA Treated - Shop installed  
**Railing Type:** Vertical Pickets with 4 inch maximum openings  
**Railing Height:** 48 inches  
**Included Options:** 5/4x6 IPE Rub Rail, Cover Angle  
**Bearings:** Contech Designed Bearings are included: Steel on Steel  
**Preliminary Superstructure Weight lbs.:** 14,160

Shop drawings will be provided, signed and sealed by a Professional Engineer registered in the State of CO

Special Considerations:  
 - Top of deck to low steel dimension: 17 "

Budget Date: 6/25/2025

Project No.: 859355

---

To ensure quality standards are followed, Contech holds the following certifications:

- In the United States we are certified under the AISC Quality Certification Program for Simple, Major and Advanced (ABR) Steel Bridges with Fracture Critical and Sophisticated Paint endorsements.

Lead time for submittal drawings and calculations is 8-10 weeks from formal notice to proceed and receipt of all necessary project information. Due to fluctuations in backlog which occur between the date of this quotation and approval of submittals, material availability, and other supply chain issues, fabrication lead time will be communicated upon receipt of approved submittals.

Dimension & Weight Disclaimer:

- All dimensions and weights listed in this proposal are approximate and are subject to change upon final design parameters and customer approval of engineered submittal drawings.
- Do not base the selection and/or mobilization of installation equipment off of approximate dimensions and weights.
- Final dimensions and weights will be noted on customer approved submittal drawings.

The following items are not included with this proposal:

- § third party inspections at any time during the project duration,
- § design, excavation and construction of bridge abutments,
- § anchor bolt design, supply and installation,
- § unloading and assembly of bridge at the project site,
- § supply and placement of reinforced concrete deck (if applicable),
- § site surveys, permitting or geotechnical evaluations,
- § any federal, state, county or local sales tax
- § approach rail, transitions, or terminal ends
- § expansion/sealed or compression joints,
- § UT or RT testing,
- § Skewed Ends
- § Bridge Grade

---

Prepared by: Pete Niemann  
Bridge Consultant  
Contech Engineered Solutions  
970-301-2064  
Pete.Niemann@ContechES.com

Project No.: 859355  
Project Name: Rampart Way Bridge

**BUDGET / ENGINEER'S ESTIMATE**

Budget Date: 6/25/2025

Project No.: 859355

**Project Name:** Rampart Way Bridge**Location:** Roxborough CO

Item	Description	Qty	Unit Price	Total Price
1	The following is an ENGINEER'S COST ESTIMATE for the subject project. This ESTIMATE is intended for preliminary estimating purposes only and should not be interpreted as a final QUOTATION. The information presented is based on the most current data made available to Contech Engineered Solutions, LLC (CES). Prefabricated steel truss pedestrian bridge superstructure with features as described below:	1 ea.	Lump Sum Includes Freight	\$108,200.00

**Bridge Model:** Pedestrian Truss Bridge - Connector - Half Through H Section - Parallel Chords - Pratt Diagonals  
**Length:** 70 ft. (End to End of Truss)  
**Width:** 5 ft. (Between Inside Face of Top Chords)  
**Design Code:** AASHTO LRFD Guide Specifications for Design of Pedestrian Bridges 9th Edition  
**Design Vehicle:** None  
**Live Load:** 90 psf.  
**Number of Pieces:** 1  
**Finish:** A847/A588 (Weathering) SP7  
**Bridge Decking:** 2x8 (Nom) IPE Select - Shop installed  
**Railing Type:** Vertical Pickets with 4 inch maximum openings  
**Railing Height:** 48 inches  
**Included Options:** 5/4x6 IPE Rub Rail, Cover Angle  
**Bearings:** Contech Designed Bearings are included: Steel on Steel  
**Preliminary Superstructure Weight lbs.:** 15,630

Shop drawings will be provided, signed and sealed by a Professional Engineer registered in the State of CO

**Special Considerations:**

- Top of deck to low steel dimension: 17 "

Budget Date: 6/25/2025

Project No.: 859355

---

To ensure quality standards are followed, Contech holds the following certifications:

- In the United States we are certified under the AISC Quality Certification Program for Simple, Major and Advanced (ABR) Steel Bridges with Fracture Critical and Sophisticated Paint endorsements.

Lead time for submittal drawings and calculations is 8-10 weeks from formal notice to proceed and receipt of all necessary project information. Due to fluctuations in backlog which occur between the date of this quotation and approval of submittals, material availability, and other supply chain issues, fabrication lead time will be communicated upon receipt of approved submittals.

Dimension & Weight Disclaimer:

- All dimensions and weights listed in this proposal are approximate and are subject to change upon final design parameters and customer approval of engineered submittal drawings.
- Do not base the selection and/or mobilization of installation equipment off of approximate dimensions and weights.
- Final dimensions and weights will be noted on customer approved submittal drawings.

The following items are not included with this proposal:

- § third party inspections at any time during the project duration,
- § design, excavation and construction of bridge abutments,
- § anchor bolt design, supply and installation,
- § unloading and assembly of bridge at the project site,
- § supply and placement of reinforced concrete deck (if applicable),
- § site surveys, permitting or geotechnical evaluations,
- § any federal, state, county or local sales tax
- § approach rail, transitions, or terminal ends
- § expansion/sealed or compression joints,
- § UT or RT testing,
- § Skewed Ends
- § Bridge Grade

---

Prepared by: Pete Niemann  
Bridge Consultant  
Contech Engineered Solutions  
970-301-2064  
Pete.Niemann@ContechES.com

Project No.: 859355  
Project Name: Rampart Way Bridge

Budget Date: 6/25/2025  
Project No.: 859355

**Project Name:** Rampart Way Bridge  
**Location:** Roxborough CO

Item	Description	Qty	Unit Price	Total Price
1	The following is an ENGINEER'S COST ESTIMATE for the subject project. This ESTIMATE is intended for preliminary estimating purposes only and should not be interpreted as a final QUOTATION. The information presented is based on the most current data made available to Contech Engineered Solutions, LLC (CES). Prefabricated steel truss pedestrian bridge superstructure with features as described below:	1 ea.	Lump Sum Includes Freight	\$66,400.00

**Bridge Model:** Pedestrian Truss Bridge - Connector - Half Through H Section - Parallel Chords - Pratt Diagonals  
**Length:** 70 ft. (End to End of Truss)  
**Width:** 5 ft. (Between Inside Face of Top Chords)  
**Design Code:** AASHTO LRFD Guide Specifications for Design of Pedestrian Bridges 9th Edition  
**Design Vehicle:** None  
**Live Load:** 90 psf.  
**Number of Pieces:** 1  
**Finish:** A847/A588 (Weathering) SP7  
**Bridge Decking:** G-90 deck forms are shop-installed ready to receive a field-placed reinforced concrete deck by others  
**Railing Type:** Vertical Pickets with 4 inch maximum openings  
**Railing Height:** 48 inches  
**Included Options:** 5/4x6 IPE Rub Rail, Cover Angle  
**Bearings:** Contech Designed Bearings are included: PTFE/SS  
**Preliminary Superstructure Weight lbs.:** 10,330

Shop drawings will be provided, signed and sealed by a Professional Engineer registered in the State of CO

Special Considerations:  
 - Top of deck to low steel dimension: 18 "

Budget Date: 6/25/2025

Project No.: 859355

---

To ensure quality standards are followed, Contech holds the following certifications:

- In the United States we are certified under the AISC Quality Certification Program for Simple, Major and Advanced (ABR) Steel Bridges with Fracture Critical and Sophisticated Paint endorsements.

Lead time for submittal drawings and calculations is 8-10 weeks from formal notice to proceed and receipt of all necessary project information. Due to fluctuations in backlog which occur between the date of this quotation and approval of submittals, material availability, and other supply chain issues, fabrication lead time will be communicated upon receipt of approved submittals.

Dimension & Weight Disclaimer:

- All dimensions and weights listed in this proposal are approximate and are subject to change upon final design parameters and customer approval of engineered submittal drawings.
- Do not base the selection and/or mobilization of installation equipment off of approximate dimensions and weights.
- Final dimensions and weights will be noted on customer approved submittal drawings.

The following items are not included with this proposal:

- § third party inspections at any time during the project duration,
- § design, excavation and construction of bridge abutments,
- § anchor bolt design, supply and installation,
- § unloading and assembly of bridge at the project site,
- § supply and placement of reinforced concrete deck (if applicable),
- § site surveys, permitting or geotechnical evaluations,
- § any federal, state, county or local sales tax
- § approach rail, transitions, or terminal ends
- § expansion/sealed or compression joints,
- § UT or RT testing,
- § Skewed Ends
- § Bridge Grade

---

Prepared by: Pete Niemann  
Bridge Consultant  
Contech Engineered Solutions  
970-301-2064  
Pete.Niemann@ContechES.com

Project No.: 859355  
Project Name: Rampart Way Bridge



## QUOTE

4401 Main Ave.  
Fargo, ND 58103  
Phone: (701) 282-2345  
Fax: (701) 282-5516

**Project Name:** Rampart Way Pedestrian Bridge  
**City, State:** Roxborough Park, CO  
**Quote #:** B06252639  
**Date:** 07/03/25 *Quotation is valid for 15 days due to steel and fuel volatility*

**TrueNorth Steel Territory Sales Manager:** Tom Viall  
**Phone:** 406-698-5234  
**Email:** Tom.Viall@truenorthsteel.com

Estimator: Rick Jones

BOM Reference: L810298-

### 5' x 70' - PEDESTRIAN TRAIL BRIDGE\*\*

QTY	SIZE	DESCRIPTION	PRICE
-----	------	-------------	-------

*Below pricing is per attached terms, if additional terms are to be incorporated please contact TrueNorth Steel for updated pricing.*

#### PEDESTRIAN TRAIL BRIDGE\*\*

1	5' x 70'		\$96,736
---	----------	--	----------

Weathering Steel Construction  
Design Load - 90 psf  
Travel-way - 5' nominal clear width inside-of-truss to inside of truss  
Travel Length - 70' end to end of truss

#### **TO INCLUDE:**

- Structural Steel - A588/A847 weathering steel for paint-free performance
- 4" spacing between safety rail
- Vertical safety rail that conforms to AASHTO safety parameters
- 54" safety rail height
- Added options: Ipe Rub Rail and Steel Toe Plate
- 2x8 Ipe factory installed with corrosion resistant hardware
- Hardware - Weathering steel splice bolts (if required) and bearing assemblies (excludes anchor bolts)
- Design drawings stamped by a CO Professional Engineer
- 1 Bridge Section(s), Approximate weight is 18000 lbs.^

• TrueNorth Steel reserves the right to review material pricing and make adjustments at any time due to market conditions up to and including withdrawal of our proposal prior to acceptance of order.

\* Price does not include embedded anchor bolts for pre-cast or poured in place concrete.

\* TrueNorth Steel will design the anchor bolts for shear and tension of the bolt only for lateral and uplift forces. Embedment and foundation checks by the foundation engineer of record. Any request for TNS to perform checks will be at the cost of the contractor.

\* Hardware bolts and fasteners may include foreign/import content. It is TrueNorth Steel's intent to maximize domestic sourcing of raw



materials and hardware when available.

**^ Weight of bridge(s) is preliminary and may change during final design. TrueNorth Steel is not responsible for any additional erection costs due to changes in design and/or weight.**

	<b><u>FREIGHT- FOB Roxborough Park, CO</u></b>	<b>Included</b>
Delivery	Includes delivery of all components listed above by standard highway accessible tractor trailer under its own power, unless specifically noted here _____. Unloading by others, unless specifically noted here _____. All schedules and shipping sequences will be mutually agreed upon by customer and TrueNorth Steel. Freight is based on rates at time of quote, actual costs will be charged at time of delivery, including specialty equipment.	
	<b><u>SPECIFIC EXCLUSIONS</u></b> Calculations and Load Ratings (unless otherwise noted specifically in quote); Galvanizing, Paint or any other finishes(unless otherwise noted in quote); Third-party inspection of bridge during fabrication; Design, excavation and construction of bridge abutments; Unloading and assembly of bridge at the project site; Site surveys, geotechnical evaluations, or permitting (including fabricator approval, preparing permit applications, and any costs associated); Supply and placement of reinforced concrete deck (if applicable); Approach Railing (unless otherwise noted specifically in quote); Anchor bolt design, supply and installation (unless otherwise specifically noted in quote); Any storage fees (unless otherwise noted specifically in quote); Any freight costs (unless noted specifically in quote); <b>Any Federal, State, County, or Local Sales Tax.</b>	

## **TRUENORTH STEEL, INC. - TERMS AND CONDITIONS**

**1. ACCEPTANCE.** The following terms and conditions are attached to and incorporated in the quotation. ACCEPTANCE OF THE OFFER REPRESENTED BY THIS QUOTATION IS EXPRESSLY LIMITED TO THE TERMS AND CONDITIONS HEREOF. NO TERMS ADDITIONAL TO OR DIFFERENT FROM THOSE IN THIS OFFER ARE BINDING ON THE SELLER.

**2. TERMS.** Seller's quotation is firm for fifteen (15) calendar days from the date of the quote, unless otherwise stated on the quote. TrueNorth Steel reserves the right to review and revise pricing based upon steel market conditions. Unless otherwise agreed to in writing by the Seller, the Buyer hereby agrees to take delivery of the materials on this order within the later of fifteen (15) days after the mutually agreed upon delivery date or within fifteen (15) days after notification, oral or written, that the materials are ready for shipment. In the event that the Buyer does not arrange to take delivery of the materials within fifteen (15) days of the mutually agreed upon delivery date, seller may invoice the Buyer for the materials less freight if applicable and payment is required within fifteen (15) days. As an option to Buyer the material may be stored in Seller's yard for a period not to exceed sixty (60) days from the date of invoice and Seller will charge Buyer a storage fee not to exceed 5% of the purchase price per month. Materials stored at Seller's yard in excess of (60) days will be subject to a storage fee of 10% of the purchase price and may be subject to additional charges related to any repair work to protective coatings harmed by weathering while such material is being stored.

**3. CHANGES.** Any requests to change or modify this quotation requires a **WRITTEN REQUEST from Buyer to Seller**. If quantities, design parameters or design layouts change from those detailed on the original quote, the original quote may be deemed invalid and Buyer must request a new quote reflecting actual conditions. Previous delivery schedules and commitments may be altered as a result of changes.

**4. PAYMENT TERMS AND LATE CHARGES.** All sales are COD unless credit is approved in advance. Upon approved credit, payment is due NET 30 DAYS from date invoiced. Down payment of 25% and progress payments may be required, additional down payments will apply for shorter fabrication schedules and/or special order materials. Without credit, 50% down and 50% prior to shipment. All private project must be paid in full prior to shipment. Buyer shall pay interest charges on all past due amounts at the rate of 1 3/4% PER MONTH (21% per annum), or if that rate is not allowed under applicable law or statute then at the highest rate allowed under applicable law or statute. Buyer is responsible for all costs of collection including without limitation reasonable attorneys' fees and court costs. If Buyer shall fail to comply with any provision or fail to make payments in accordance with the terms of this contract or of any other contract between Buyer or Seller, Seller may at its option defer further shipments, or without waiving any other rights it may have, terminate this contract. All deliveries shall be subject to Seller's Credit Department. Seller reserves the right before making any delivery to require payment in cash or security payment; and if Buyer fails to comply with such requirement, Seller may terminate this contract.

**5. SALES TAX.** Sales tax is NOT included in any quotation by Seller unless specifically included. All applicable taxes shall be added and paid by Buyer in addition to the purchase price.

**6. FORCE MAJEURE.** If the performance of the Contract by Seller is interrupted by any cause beyond the reasonable control of Seller, whether similar or dissimilar, foreseen or unforeseen, foreseeable or unforeseeable, existing or future, Seller shall be excused from the performance of this Contract while and to the extent it is prevented from so performing by any one or more of such causes: (1) Labor shortages, strikes, labor disputes, whether or not the demands of Seller shall be reasonable and within the power of either party to concede, or other inability to obtain necessary labor; (2) Acts of God, including, but not limited to, epidemic, quarantine, flood, earthquake, wind, hurricane or other inclement weather; (3) Changes in laws, proclamations, acts, regulations, ordinances, demands or requirements of any governmental authority; (4) Explosions, accidents, sabotage, revolution or insurrection, acts of terrorism, civil commotion, blockade, embargo; (5) Lack of or failure of or other inability to obtain necessary transportation, fuel, power, materials, machinery, raw materials, supplies, equipment or facilities, delays caused by other contractors, subcontractors or their subcontractors of any tier, or any materialmen or suppliers (including the suppliers of metal deck). Any such delay shall extend the time for completion of the Contract by not less than the duration of the delay. Additional costs incurred to complete, repair and/or replace any portion of the work due to a force majeure event shall be compensable to Seller, whether or not a change order for this work has been issued.



**7. DESIGN DRAWINGS.** Seller will commence with bridge design drawings and calculations upon receipt of signed agreement, required deposits, and receipt of all necessary documents from Buyer. Seller is dependent upon Buyer for supplying complete and accurate site information and design parameters. Designs supplied by Seller are based upon information provided by Buyer. Buyer or Buyer's representative is responsible for confirming that all information supplied to Seller is current, accurate and applicable. Scope of Seller's design is limited only to the bridge supplied unless additional design features are specifically requested by Buyer and agreed to by Seller.

**8. DELIVERY.** Site must be safely and reasonably accessible for an over-the-road truck under its own power. The Buyer is responsible for providing safe means for off-loading on-site and for all rigging equipment, connection of rigging to bridge and lifting and placement of the bridge. Two (2) hours of off-load time is included in the delivery/freight cost per truck. Additional off-load time is provided at \$150/hour. Buyer will be responsible to reimburse freight carrier for any damage to delivery equipment as part of unloading or any other actions on delivery site.

**9. MANUFACTURING VARIANCE.** The materials sold hereunder shall be subject to the Seller's standard manufacturing variations, tolerances and classifications.

**10. RETURNS.** Materials associated with this order may not be returned unless Buyer has received specific approval from Seller in writing.

**11. CANCELLATION FOR CONVENIENCE.** Due to the project-specific engineered content inherent to the order, cancellations of orders must be mutually agreed upon between Buyer and Seller. If Buyer makes a written request to Seller to cancel this order, Seller at its sole discretion, and only by written notice to Buyer, may authorize Buyer to cancel this order. In that event, Seller shall charge Buyer fully for all services and materials (including raw materials Seller has incoming from outside suppliers) specific to this order and for all work performed.

**12. CLAIMS BY BUYER.** Passage of title to items sold to Buyer shall occur upon delivery and/or unloading by either party. If Buyer uses its own trucking or other means of pickup or delivery, then passage of title occurs upon completion of items being loaded at TrueNorth Steel facility. Any claims by Buyer must be made promptly in writing and in no event later than thirty (30) days after transfer of title. Written notification from Buyer must detail to the Seller the exact damage or shortcoming of the item and the reason Seller is claimed to be responsible. Seller must be given ten (10) working days to investigate the claim and should the Seller assume responsibility, Seller will be allowed ten (10) additional working days to replace the product or to provide a remedy deemed acceptable by the owner or owner's representative. In any case, Seller must be allowed a reasonable amount of time to correct any claim of deficiency. In no circumstance will Seller assume responsibility or accept charges from Buyer without written acceptance from Seller.

**13. LIMITED WARRANTY.** In order for there to be any coverage under the warranty herein, the following terms and conditions must be satisfied: (1) The bridge must be (i) installed within the United States and Canada; (ii) the bridge must be installed and maintained in accordance with all applicable manufacturer, owner and industry instructions, specifications and standards that were in effect as of the date of the shipment; (iii) the bridge must be installed and maintained in accordance with all applicable government laws, regulations, rules, ordinances, codes and other requirements that were in effect as of the date of shipment; (iv) the bridge's installation and maintenance must be upgraded in accordance with all manufacturer, industry and/or government instructions, specifications, standards, laws, regulations, rules, ordinances, codes and other requirements that may become effective after date of shipment. (2) Upon discovery of issues related to materials or workmanship or any other matter for which the warranty or other claim may be brought and in accordance with Section 11, the Seller, together with its representatives and anyone else acting on its behalf, must be given written notice of the event and must be given the opportunity to inspect and test the bridge and the site where the bridge was installed before, during and after any change in any condition that might affect the ability of the Seller to determine what happened and/or the cause of what happened. The owner will take all caution and responsibility to determine the safety of the bridge until due process is completed. The owner of the bridge bears the responsibility of establishing that any alleged issues related to materials or workmanship is covered by the warranty herein. (3) If it is established that the event is covered by the warranty herein, the Manufacturer will at its sole option: (i) repair the bridge; or (ii) replace the bridge with a bridge of approximately the same size, design, quality of material and workmanship specified for the original bridge. Manufacturer will repair or replace the bridge within a reasonable time period agreed upon by the manufacturer and owner. If the Manufacturer, at its sole discretion, is unable to repair or replace the bridge, it will refund the original purchase price of the bridge.

**What is covered by warranty:** Provided that the terms and conditions set forth herein are fully satisfied, "TrueNorth Steel", a registered tradename and its Affiliates (hereinafter refer to as "Seller") warrants the bridge against defective steel materials or workmanship for up to one (1) year following the delivery of the bridge to the customer. Steel decks and wood carry no warranty, with the exception of naturally durable lpe hardwood decking and lpe hardwood attachments shall carry a one (1) year warranty against rot, termite damage, or fungal decay. The warranty coverage provided herein extends only to the initial end user. Extended warranty from the original purchase date must be granted upon written request by a dealer/distributor to the Manufacturer for the initial end user.

**What is not covered:** (1) The Seller does not warrant any additional accessories and/or other attachments connected to the bridge. Under no circumstances will the Seller be liable for (i) the cost of repair or replacement of any accessories or other attachments to the bridge placed by others including pavement or other materials placed as a driving surface; or (ii) labor costs or other installation costs either for the bridge's original installation or for its repair or replacement or (iii) damage to the bridge or other property resulting from wind, rain, earthquake, building or earth collapse, explosions, and other acts of nature or man; or (iv) damage caused by installation, outside attachments not included in original bridge design, operating, service, maintenance (including de-icing agents) and/or repair practices; (v) failure due to defective materials and/or workmanship occurring later than one (1) year following delivery of the bridge, (vi) delivery to and from Seller's facility for repair or replacement; (vii) any exterior coatings unless specified in writing at time of purchase by the Seller and touch up to exterior coating as a result of delivery or installation, or (viii) any other damages as the result of delivery or installation. (2) This warranty shall not cover defects in the bridge caused by abuse, misuse, overloading, accident, improper installation, maintenance, alteration or any other cause not expressly warranted. This warranty does not cover damage resulting from or relating to the use of any kind of de-icing material. This warranty shall be void unless owner's records are supplied which show that the bridge has been properly maintained. (3) Warranty does not cover any issues related to the design, installation, failure or settlement of the bridge abutment, piling, retaining walls or other structures supporting the bridge. Seller is not responsible for scour, erosion or other design aspects related to soils, foundations or other hydraulic degradation of streams.

**LIMITATIONS OF LIABILITY AND DAMAGES AND EXCLUSION OF OTHER REMEDIES.** THE FORGOING REMEDY OF REPAIR, REPLACEMENT OR REFUND IS THE SOLE AND EXCLUSIVE REMEDY AVAILABLE FROM TRUENORTH STEEL AND ITS AFFILIATES. UNDER NO CIRCUMSTANCES SHALL THE LIABILITY OF TRUENORTH STEEL AND ITS AFFILIATES EXCEED THE PURCHASE PRICE OF THE BRIDGE. IN NO EVENT WILL THE MANUFACTURER OR ANY OF ITS EMPLOYEES OR REPRESENTATIVES BE LIABLE FOR ANY CLAIMS FOR SPECIAL, INCIDENTAL, INDIRECT OR CONSEQUENTIAL DAMAGES, INCLUDING BUT NOT LIMITED TO, LOSS OF PROFITS OR REVENUE, BUSINESS INTERRUPTION, LOSS OF USE, COST OF CAPITAL, COST OF SUBSTITUTE EQUIPMENT OR MATERIALS, DOWNTIME COST, ENVIRONMENTAL LOSS, LOSS OF ENJOYMENT, OR OTHER ITEM OF LOSS OR DAMAGE HOWEVER DESIGNATED, WHETHER SUCH CLAIMS SHALL BE FOR BREACH OF CONTRACT, BREACH OF WARRANTY, NEGLIGENCE, STRICT LIABILITY IN TORT, OR OTHER CLAIM HOWEVER DESIGNATED, WHETHER SUCH CLAIM ARISES OUT OF OR RESULTS FROM THE LIMITED WARRANTY HEREIN, OR FROM EXPRESS OR IMPLIED WARRANTIES, OR FROM THE DESIGN, MANUFACTURE, SALE, DELIVERY, RESALE, INSTALLATION, TECHNICAL DIRECTION, OR INSTRUCTION FOR INSTALLATION, INSPECTION, REPAIR, MAINTENANCE, SERVICE, OPERATION OR USE OF THE BRIDGE.

**DISCLAIMER OF ALL OTHER WARRANTIES**

THE FOREGOING LIMITED WARRANTY IS THE ONLY WARRANTY MADE, THERE ARE NO OTHER WARRANTIES, EXPRESS OR IMPLIED, INCLUDING, BUT NOT LIMITED TO, ANY IMPLIED WARRANTIES OF MERCHANTABILITY OR FITNESS FOR A PARTICULAR PURPOSE. TRUENORTH STEEL AND ITS AFFILIATES DO NOT WARRANT PRODUCTS FURNISHED BY OTHER MANUFACTURERS ATTACHED OR UNATTACHED TO THE BRIDGE BEYOND THE ORIGINAL MANUFACTURER'S WARRANTY.



**14. INDEMNITY.** To the fullest extent permitted by law, Buyer, for itself and its affiliates and subsidiaries, agrees to indemnify, defend and hold harmless Seller and its parent and affiliate companies and their respective officers, directors, shareholders, sureties, insurers, subsidiaries, employees, agents, representatives, and assigns from and against any and all losses, damages, liabilities, obligations, penalties, judgments, awards, costs and disbursements, including, without limitation, any and all costs and attorneys' fees associated with investigating, preparing for and defending against any claim asserted by a third party, arising out of or relating to (a) any personal injury (including death) or property or commercial damage arising out of the failure of any product relating to this Quotation, except to the extent caused by Seller's failure to comply with the plans and/or specifications Buyer provides to Seller for the product(s); (b) Buyer's failure to comply with applicable law, including, but not limited to, failure to warn; and/or (c) any gross negligence, recklessness, or intentional misconduct on the part of Buyer or its employees, agents, representatives, consultants, subcontractors and suppliers (other than Seller), officers, directors, subsidiaries, affiliates, or parent company. Seller shall also be entitled to recover from Buyer all attorneys' fees and costs Seller incurs to enforce this Order (including without limitation these General Terms and Conditions).

**15. RIGHTS AND REMEDIES NOT EXCLUSIVE.** The foregoing paragraphs of these Terms and Conditions are in addition to, and do not limit Seller's other rights or remedies. A reference to certain rights or remedies in any one paragraph of these Terms and Conditions does not limit Seller's rights or remedies under any other paragraph of these Terms and Conditions, or otherwise under this Purchase Order or at law, in equity or under applicable statute.

**16. SEVERABILITY.** If any provision of this contract shall be declared unenforceable, only that portion necessary shall be modified or stricken and all other provisions shall remain in full force and effect.

**17. WAIVER.** Failure of Seller to enforce any right or remedy shall not be construed as a waiver of such right or remedy.

**18. GOVERNING LAW.** This contract shall be construed, interpreted, and governed by the laws of North Dakota. The exclusive forum for any disputes arising out of or relating to this Contract shall be any federal or state court sitting in North Dakota. The parties irrevocable consent to such exclusive jurisdiction in such courts and to the proper venue therein. If Seller must resort to legal action or remedies, Buyer shall reimburse Seller for all of Seller's legal fees and expenses, whether or not suit is filed by Seller.

**BUYER/CUSTOMER PLEASE SIGN HERE:**

We hereby order the described material subject to all Terms and Conditions included in this quotation.

**Accepted By:** \_\_\_\_\_

**Printed Name:** \_\_\_\_\_

**Title:** \_\_\_\_\_

**Company:** \_\_\_\_\_

**Date:** \_\_\_\_\_

## ESTIMATE

**Biodive Solutions LLC dba Rocky Mountain Dive Solutions**  
2907 Pierson Way  
Lakewood, CO 80215

todd@biodivesolutions.com  
+1 (720) 360-8478  
<https://www.biodivesolutions.com>



### Bill to

Special District Management Services, Inc  
141 Union Blvd  
Suite 150  
Lakewood, CO 80228

### Estimate details

Estimate no.: 1087  
Estimate date: 06/11/2025  
Expiration date: 09/30/2025

#	Date	Product or service	Description	Qty	Rate	Amount
1.		<b>Commercial Diving Services</b>	Crystal Lake Pipe Extension	2	\$3,300.00	\$6,600.00
2.		<b>Materials</b>	8" and 12" Sch 40 pipe extensions and couplers	1	\$1,200.00	\$1,200.00

**Total** **\$7,800.00**

### Note to customer

Scope, as per engineering plans,  
-1x 10 foot extension of 8" pipe w required coupler and reinstallation of filter screen.  
-1x 10 foot extension of 12" pipe w required coupler and reinstallation of screen  
-Client to supply support structure for pipe extensions or quote can be rebid to include once client supplies specifications for support structure.  
-The current pipes being extended were not visible from shore and inspection was not possible. Quote includes pre-inspection of pipes and client acknowledges changes might be needed to scope including materials and cost once the actual condition of the scope items are inspected first hand.  
-Deposit typically required, can discuss client expectations.  
-Additional time required due to unforeseen circumstances outside of our control will be billed at T&M rate of \$135 per person per hour.  
Approval in writing from the client is required to continue work.  
-Workdays requiring over 10 hrs will incur overtime at 1.5x T&M hourly rates.

Expiry date 09/30/2025

Accepted date

Accepted by

**Job Title:** Field Service Supervisor

**Job Type:** Full-time

**Job Location:** Roxborough Village

**Pay:** \$20-\$40 an hour

**Benefits:** 401(k) with 3% Match; Health Insurance

**Job Description:** The position will help maintain the Roxborough Village Metro District landscaping, which primarily involves irrigation services, mowing, and snow removal.

**About Us:** The Roxborough Village Metropolitan District (District) is located in Douglas County just past the south end of Wadsworth Boulevard situated between Roxborough State Park, Chatfield State Park, and Waterton Canyon. The District is approximately 959-acres and is primarily residential, with about 6,700 residents and 2,380 households. The Roxborough Park Foundation, Ravenna, and Sterling Ranch Prospect Village are neighbors to Roxborough Village and are separately funded entities, though their residents use the schools, commercial areas, and recreation facilities located within Roxborough Village. With close proximity to two state parks, the regional High Line Canal trail, Waterton Canyon, and the Rocky Mountains, the District is known for its community, nature, and wildlife.

Primary District amenities include parks, open space, and landscape maintenance and management. Maps, district documents, and additional information can be found on the District's website at [www.roxvillagemetro.colorado.gov](http://www.roxvillagemetro.colorado.gov).

**About the Role:** You will help maintain landscaped areas and open space within the Roxborough Village Metro District. Among the responsibilities of the role are:

- **Irrigation Services:** You will supervise and assist in irrigation leak repairs, clean obstructed sprayhead nozzles, adjust watering

schedules, and adjust spray patterns as needed. You will monitor and maintain irrigation pond levels.

- **Mowing:** You will supervise and assist in mowing sports fields, fence lines, and beauty-bands and certain non-irrigated areas as prescribed by the Board.
- **Sport Field Maintenance:** You will supervise and assist in maintaining sports fields within the district.
- **Landscape Maintenance:** You will supervise and assist in maintaining landscaped areas. This includes keeping pathways clear, renewing mulch, maintaining edging, pruning trees and bushes, replacing dead plants, deadheading, weeding, removing dead plant material, and maintaining irrigation systems.
- **Tree Care:** You will supervise and assist in pruning trees and bushes along pathways and maintained areas, plant and water new trees as required by the District, and add mulch as needed.
- **Trash Services:** You will supervise and assist in removing trash from the district's trash cans and dog stations and monitor and remove litter from open spaces.
- **Graffiti Removal:** You will supervise and assist in removing graffiti as needed.
- **Holiday Lights:** You will supervise and assist in installing and removing holiday decorations.
- **Snow Removal:** You will supervise and assist in removing snow and ice from paved surfaces in the district.

**About You:** The ideal candidate will have the following skills and experience:

- Large irrigation system maintenance experience

- Landscaping experience
- Supervisor experience
- Sports field maintenance experience
- Snow removal experience
- Excellent organizational skills
- Excellent written and verbal communication skills
- Good computer literacy
- Have a valid driver's license
- Lives locally, preferably within the district

To join our team as our first employee, apply online [here](#). In your cover letter, please explain why your experience is relevant to this role.



## Proposal #562

Date: 6/26/2025

### Customer:

Peggy Ripko  
Special District Management Services  
Inc  
141 Union Blvd  
Suite 150  
Lakewood, CO 80228

### Property:

Roxborough Village  
9779 S Crystal Lake Dr  
Littleton, CO 80125

## New Dog Station Install

Installation of new Dog Station on Blue Mesa Way.

**Default Group****Enhancements**

<b>Items</b>	<b>Quantity</b>	<b>Unit</b>
Dog Waste Station Roll Bag System 3 Pull Green	1.00	ea
Labor - Enhancement	1.00	hr

**Enhancements:** \$643.43

**Subtotal** \$643.43

**Estimated Tax** \$0.00

**Total** **\$643.43**

**Terms & Conditions**

By \_\_\_\_\_  
**Claude (Damon) Barker**

Date 6/26/2025

By \_\_\_\_\_

Date \_\_\_\_\_  
**Roxborough Village**





PROJECT SERVICES PROPOSAL

Roxborough Village Metro District  
South Creek Crossing  
Improvements

Roxborough Village Metro District

June 30, 2025

June 30, 2025

Board of Directors  
Roxborough Village Metropolitan District  
141 Union Blvd, Suite 150  
Lakewood, CO 80228

RE: Project Services Proposal – South Creek Crossing Improvements

Dear Roxborough Village Metropolitan District:

Farnsworth Group, Inc. (FGI) is pleased to present our proposal for Design services for the South Creek Crossing Improvements project (PROJECT) for the Roxborough Village Metro District (RMVD) (CLIENT).

Please review the scope as we have outlined on the following pages. Please indicate your acceptance of this Proposal, by signing and returning one copy for our records. We appreciate your consideration and look forward to working with you on this project.

Sincerely,

FARNSWORTH GROUP, INC.



Brian Davies, PE  
Senior Project Engineer

## PROJECT OVERVIEW / SCOPE OF PROFESSIONAL SERVICES /

Farnsworth Group's scope of work includes the services described as follows:

1. Floodplain Development Permit: Farnsworth Group will model the proposed culvert and sidewalk improvements in HEC-RAS to support permitting efforts. The Douglas County Floodplain Permit Form will be filled out and a Floodplain Modification Study prepared.
2. Culvert and Sidewalk Design: Farnsworth Group will prepare culvert installation drawings and details, revise sidewalk grades and adjacent grading. Review design with District, make revisions.
3. Prepare GESC Plans for Douglas County: Prepare Douglas County required Grading, Erosion and Sediment Control (GESC) plans.

## PROFESSIONAL FEES /

Farnsworth Group proposes to provide the above-described services on an hourly basis, plus direct expenses, not to exceed Thirteen Thousand, Two Hundred Dollars (\$13,200) including expenses.

## ASSUMPTIONS AND CLARIFICATIONS /

The following assumptions and clarifications support the fees for this proposal.

- Access permission on private property will not be required and is not included in the proposed scope of work.
- No permitting with the Mile High District, Colorado Water Conservation Board, or FEMA is included.
- Farnsworth fee does not include the fee to Douglas County for the Floodplain Development Permit.

## DELIVERABLES /

- The plans will be provided in pdf format, using Farnsworth Group CAD standards.

## PROJECT TIMELINE /

We anticipate completion of the plans within 4 – 6 weeks from receipt of written acceptance of this scope of work and fee estimate as notice to proceed.

## AGREEMENT /

FARNSWORTH GROUP, INC.

ROXBOROUGH VILLAGE METRO DISTRICT

---

Signature

---

Typed Name

---

Senior Engineering Manager

---

Title

---

June 30, 2025

---

Date

---

Signature

---

Typed Name

---

Title

---

Date