

Roxborough Village Metro District

Executive Summary

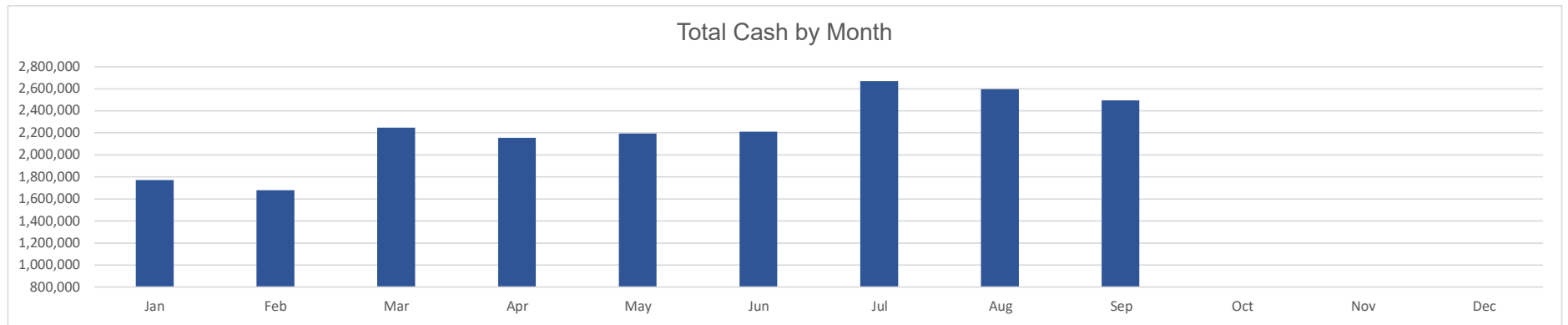
As of September 30th, 2024

Summary

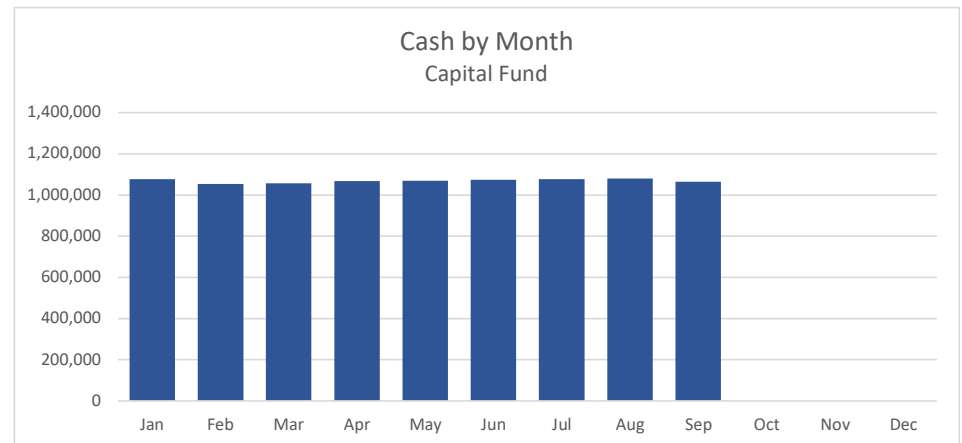
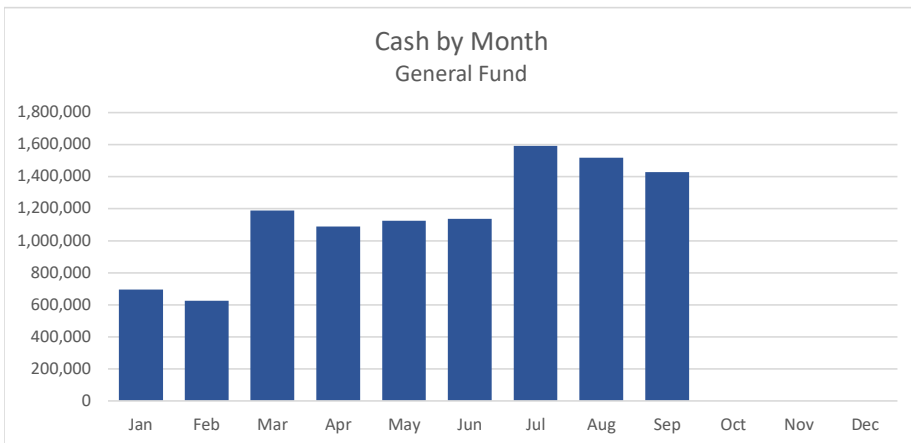
The district received a Property Tax and Specific Ownership Tax payment totaling \$11,330.55 in September. The Board has reviewed the 10-Year Model Budget Worksheet for 2025 and provided Gemsbok with updates. Gemsbok is updating the budget worksheet and will provide back to the Board by the Oct. 15th deadline.

Key Performance Metrics

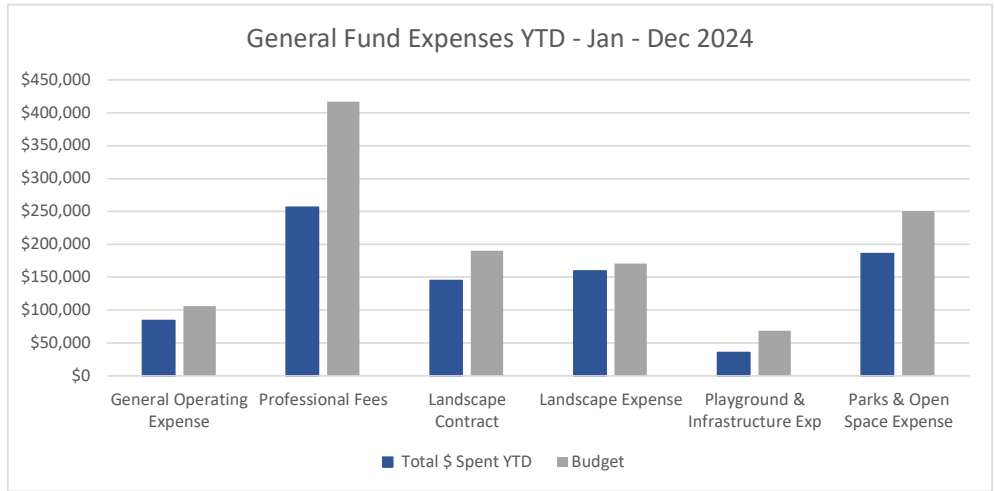
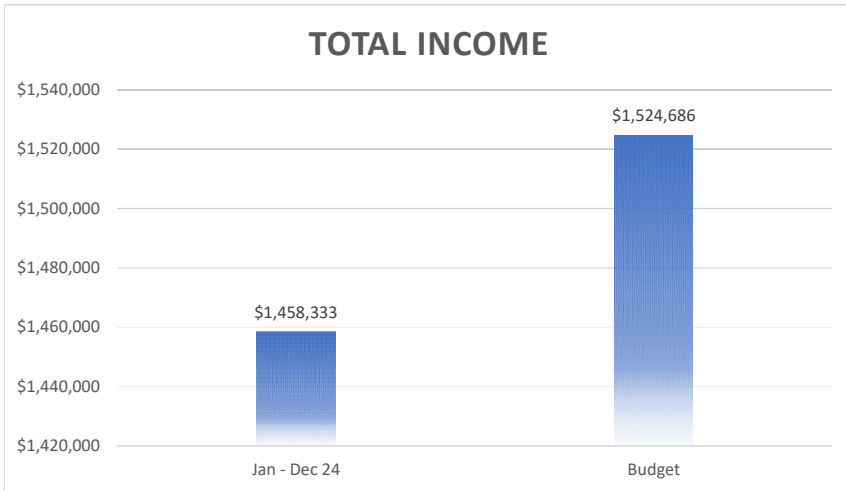
Cash Position



We are 75% through the year and the district has received 100% of the revenue budgeted. We can expect all future property and specific ownership tax payments to be relatively small in comparison to those received to date.

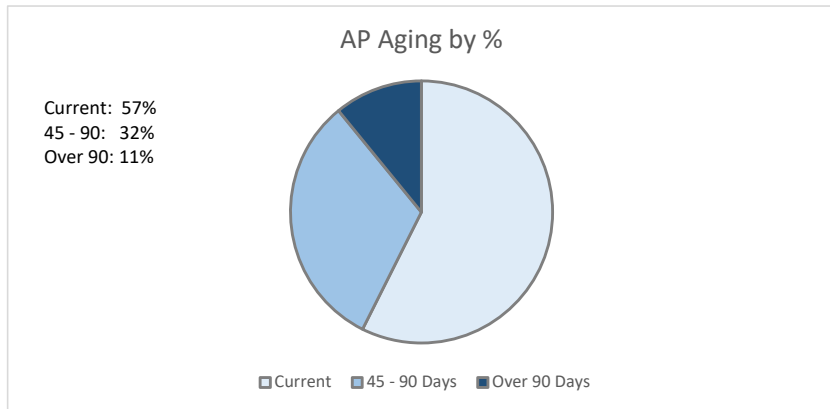


Income & Expenses



All major invoices were received prior to the completion of these financials and are included in this report. As the year progresses we will monitor expense trends for 2024 to budget as well as in comparison to historical years.

Accounts Payable

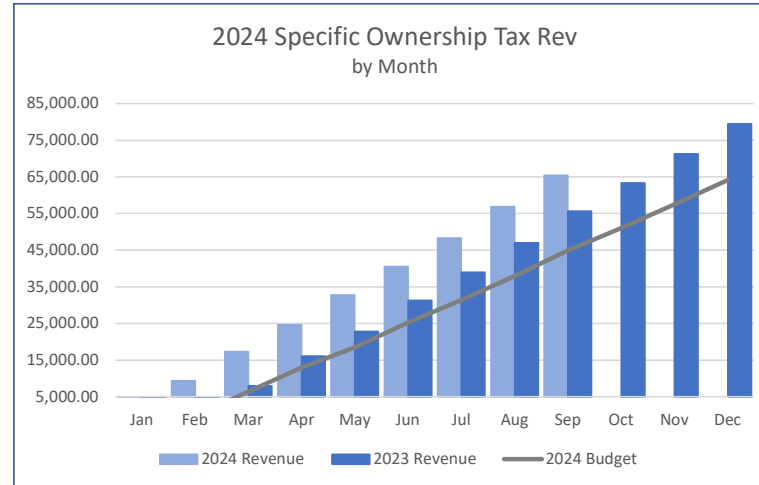
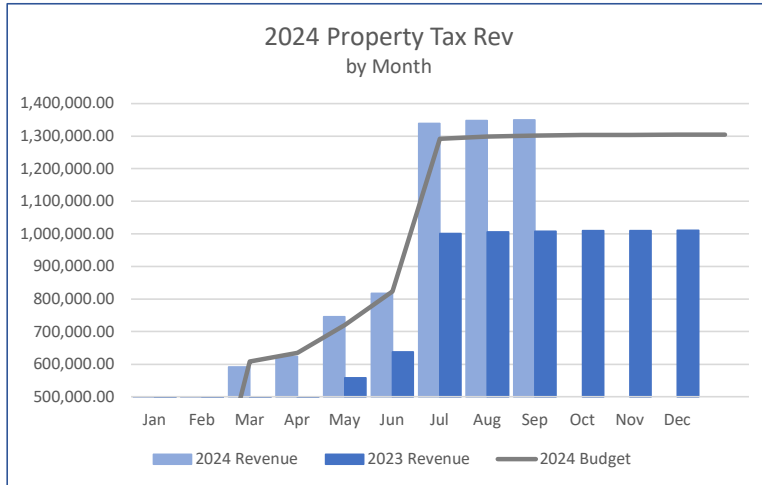


Based on the current reporting, 43% of Accounts Payable are over 45 days past due, which is 11% up over last month. The total value of the past due bills through September are \$72,599.97. The value of the current bills are \$97,989.19. We will continue to work with the board to provide transparency on all district bills received.

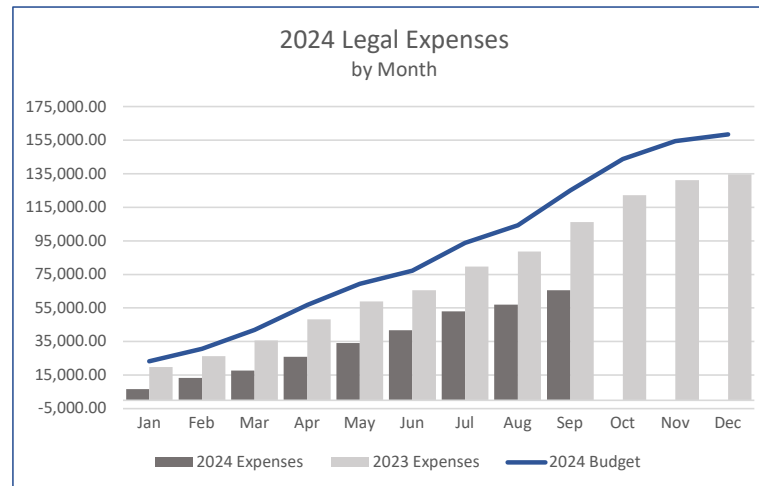
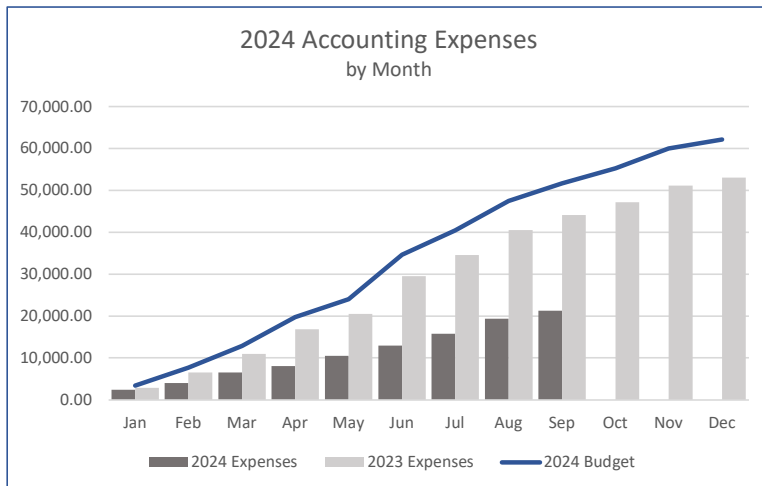
Revenue and Expense Trends by Type

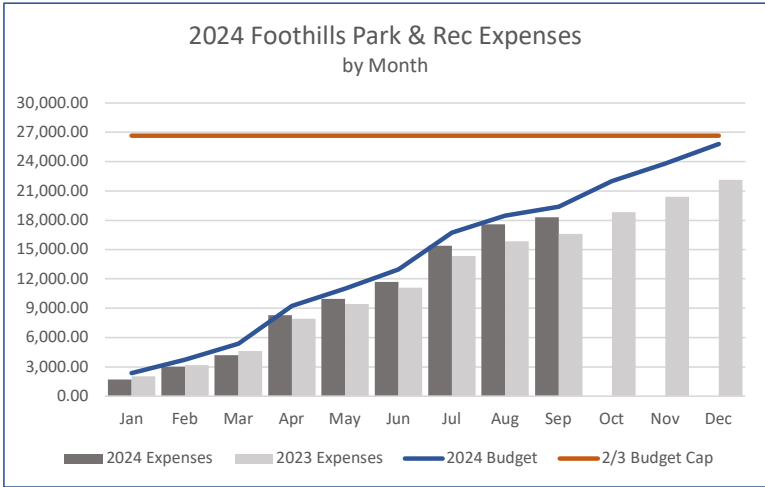
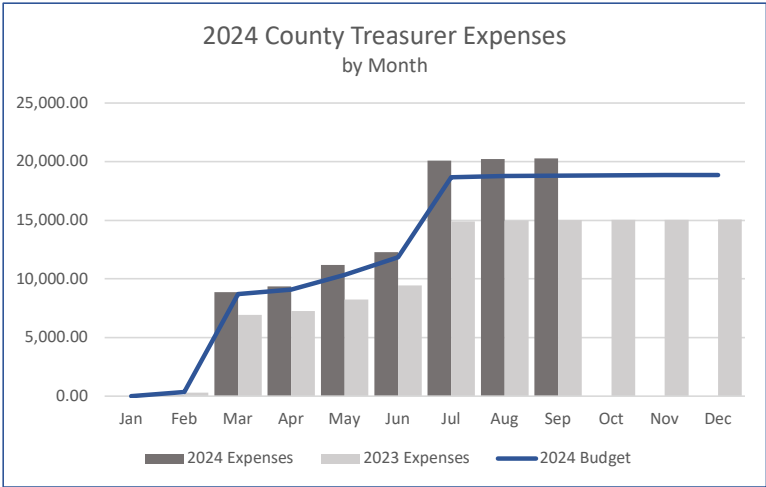
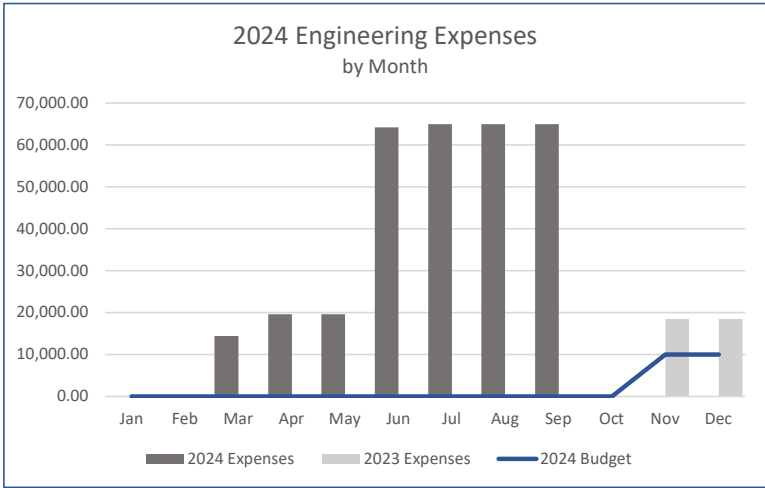
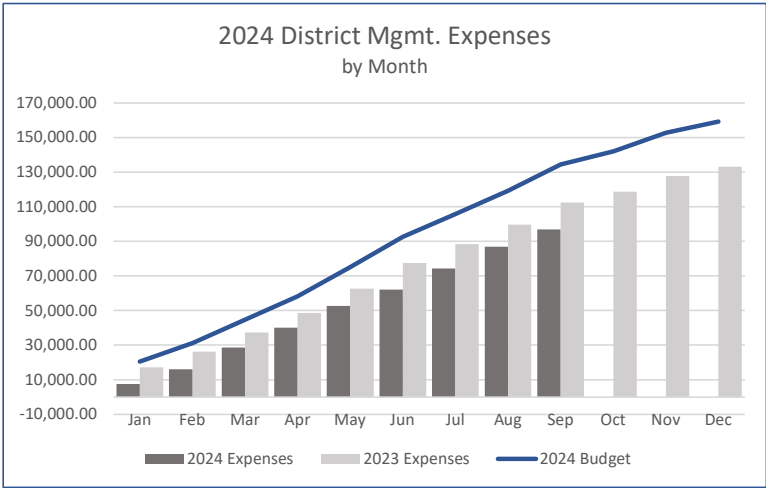
As of September 30th, 2024

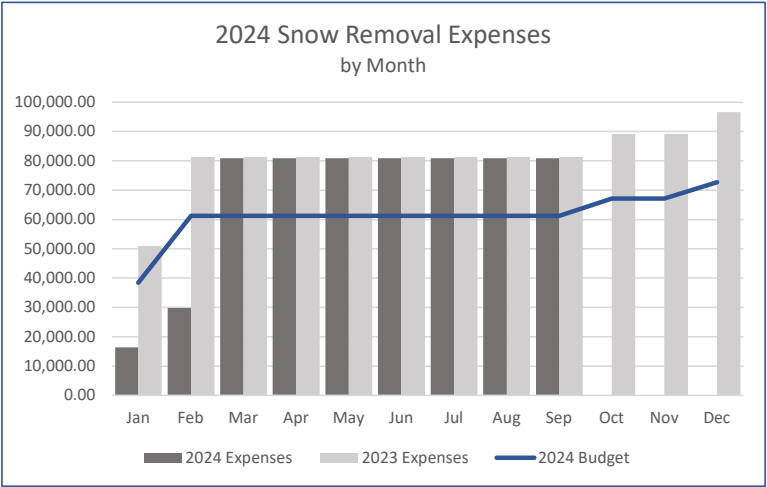
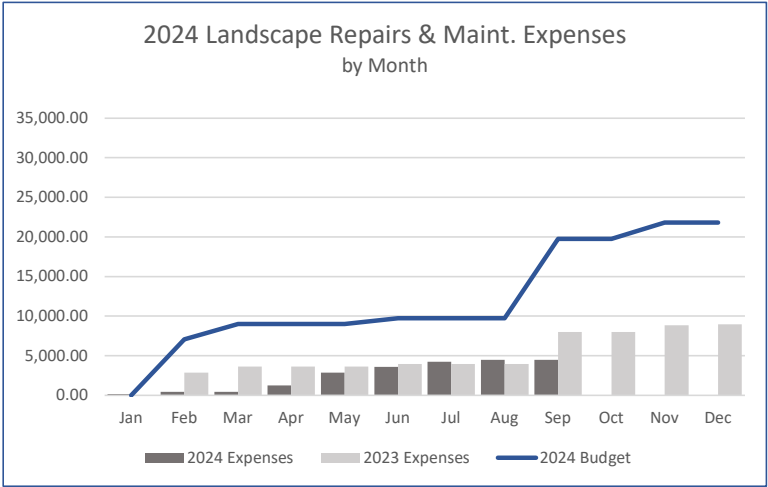
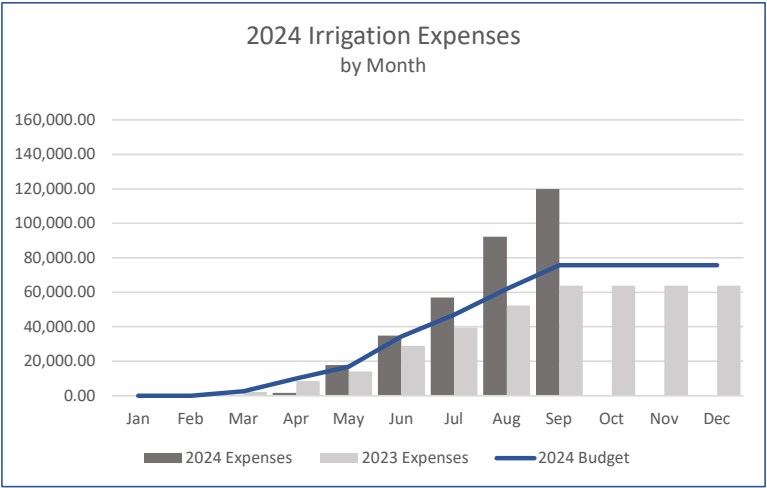
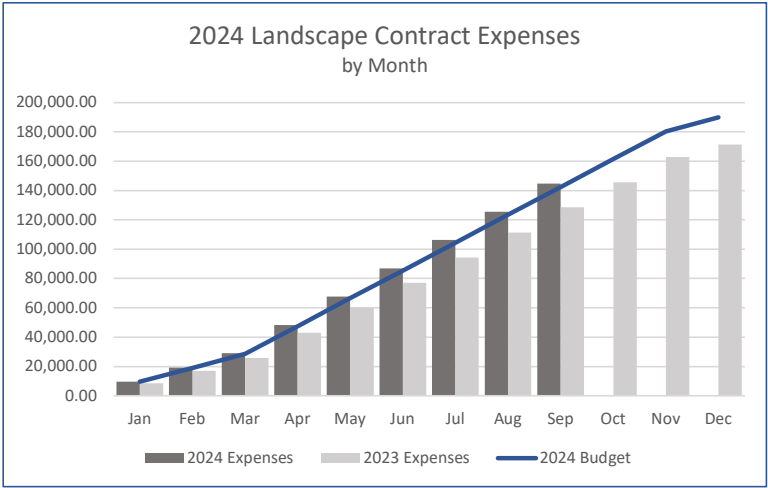
Revenue



Expenses

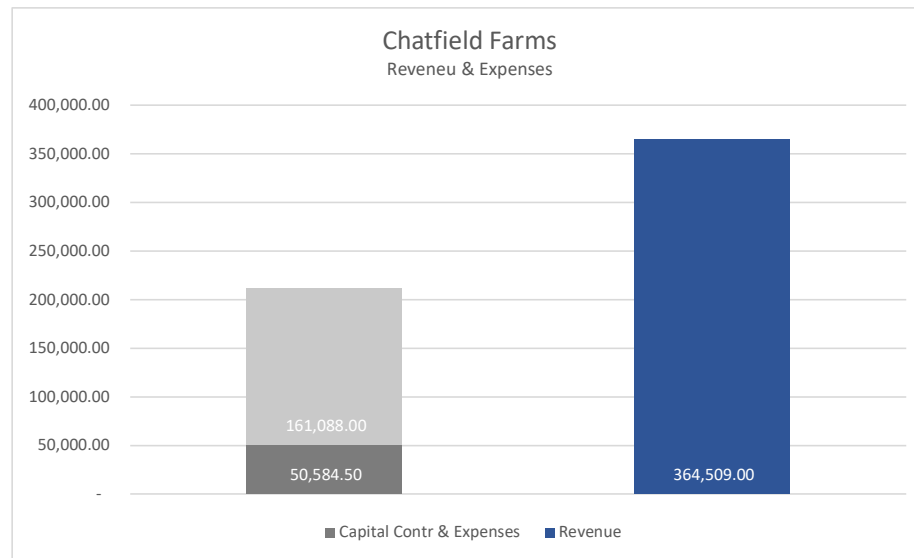






Chatfield Farms Revenue vs. Expenses

Per the Chatfield Farms Reimbursement Agreement, we need to track the Chatfield Farms revenue versus expenses. Below is an annual revenue vs. expense tracker which will be updated monthly to track where Chatfield Farms stands in regard to the threshold.



Roxborough Village Metro District
Balance Sheet by Class
 As of September 30, 2024

11:42 AM
 10/09/2024
 Accrual Basis

	100-General Fund	200 - Capital Project Fund	300 - Debt Service Fund	TOTAL
ASSETS				
Current Assets				
Checking/Savings				
10100 · General Operating Acct	29,803.78	0.00	0.00	29,803.78
10500 · ColoTrust Funds				
10505 · General Fund	1,296,908.77	0.00	0.00	1,296,908.77
10510 · Capital Projects Fund	0.00	1,064,194.67	0.00	1,064,194.67
10520 · CTF Fund	0.00	102,898.40	0.00	102,898.40
10500 · ColoTrust Funds - Other	0.00	0.00	0.00	0.00
Total 10500 · ColoTrust Funds	1,296,908.77	1,167,093.07	0.00	2,464,001.84
Total Checking/Savings	1,326,712.55	1,167,093.07	0.00	2,493,805.62
Other Current Assets				
14010 · Prepaid Expense	10,872.50	0.00	0.00	10,872.50
14020 · Taxes Receivable	1,306,788.00	0.00	0.00	1,306,788.00
Total Other Current Assets	1,317,660.50	0.00	0.00	1,317,660.50
Total Current Assets	2,644,373.05	1,167,093.07	0.00	3,811,466.12
TOTAL ASSETS	2,644,373.05	1,167,093.07	0.00	3,811,466.12
LIABILITIES & EQUITY				
Liabilities				
Current Liabilities				
Accounts Payable				
20000 · Accounts Payable	139,466.97	31,122.19	0.00	170,589.16
Total Accounts Payable	139,466.97	31,122.19	0.00	170,589.16
Other Current Liabilities				
22000 · Payroll Liabilities				
20210 · Federal Tax	1.80	0.00	0.00	1.80
20240 · State Tax	6.00	0.00	0.00	6.00
Total 22000 · Payroll Liabilities	7.80	0.00	0.00	7.80
23010 · Defered Revenue-Taxes	1,306,788.00	0.00	0.00	1,306,788.00
Total Other Current Liabilities	1,306,795.80	0.00	0.00	1,306,795.80
Total Current Liabilities	1,446,262.77	31,122.19	0.00	1,477,384.96
Total Liabilities	1,446,262.77	31,122.19	0.00	1,477,384.96
Equity				
34000 · Restricted Net Assets				
34020 · Restricted	0.00	1,113,878.94	0.00	1,113,878.94
34050 · Emergency Reserve 3%	36,200.00	0.00	0.00	36,200.00
Total 34000 · Restricted Net Assets	36,200.00	1,113,878.94	0.00	1,150,078.94
39000 · Unrestricted Net Assets				
Net Income	591,800.53	22,091.94	0.00	613,892.47
Total Equity	1,198,110.28	1,135,970.88	0.00	2,334,081.16
TOTAL LIABILITIES & EQUITY	2,644,373.05	1,167,093.07	0.00	3,811,466.12
UNBALANCED CLASSES	0.00	0.00	0.00	0.00

Roxborough Village Metro District Profit & Loss Budget vs. Actual

January through September 2024

	Jan - Sep 24	Budget	Budget Variance	% of Budget
Ordinary Income/Expense				
Income				
41000 · Property Tax Income				
41010 · Specific Ownership Tax	65,394	64,088	1,306	102%
41020 · Property Tax	1,350,032	1,304,845	45,187	103%
41040 · Prior Year Tax	361	(17)	378	(2,126)%
41045 · Property Tax Interest	530	281	249	189%
41000 · Property Tax Income - Other	0	0	0	0%
Total 41000 · Property Tax Income	1,416,317	1,369,197	47,121	103%
43000 · Park and Field Income				
43010 · Sports Field Fees	1,050	2,200	(1,150)	48%
Total 43000 · Park and Field Income	1,050	2,200	(1,150)	48%
45000 · Grant Income	5,034	126,000	(120,967)	4%
46000 · Interest Income				
46010 · General Bank Account Interest	87,869	27,289	60,580	322%
46000 · Interest Income - Other	0	70,171	(70,171)	0%
Total 46000 · Interest Income	87,869	97,460	(9,591)	90%
48000 · CTF/Lottery Income	33,339	46,200	(12,861)	72%
Total Income	1,543,609	1,641,057	(97,448)	94%
Gross Profit	1,543,609	1,641,057	(97,448)	94%
Expense				
50000 · Treasurer Fees	20,264	18,863	1,401	107%
51000 · General Overhead				
51005 · Dues & Subscriptions	1,042			
51010 · Communication / Website Expense	0	737	(737)	0%
51050 · Utilities Expense	12,927	14,982	(2,055)	86%
51060 · District Functions/Events	0	85	(85)	0%
51000 · General Overhead - Other	0	31	(31)	0%
Total 51000 · General Overhead	13,969	15,835	(1,865)	88%
52000 · Computer & Software Expenses				
52040 · Software & Online Subscriptions	4,276	5,332	(1,056)	80%
52000 · Computer & Software Expenses - Other	0	222	(222)	0%
Total 52000 · Computer & Software Expenses	4,276	5,554	(1,278)	77%
52500 · Insurance Expense				
52510 · Worker's Compensation Exp.	450			
52550 · General Insurance	29,946	45,000	(15,055)	67%
52500 · Insurance Expense - Other	170	1,611	(1,441)	11%
Total 52500 · Insurance Expense	30,566	46,611	(16,046)	66%
53000 · Board of Director's Expense				
53010 · Directors' Stipend	6,300	9,180	(2,880)	69%
53020 · BOD Travel/Mileage Expense	0	323	(323)	0%
53040 · BOD Conference/Retreat Expense	415	394	21	105%
Total 53000 · Board of Director's Expense	6,715	9,897	(3,182)	68%
54000 · Payroll Expenses				
54060 · Employer Payroll Taxes	482	702	(220)	69%
54000 · Payroll Expenses - Other	128	79	49	162%
Total 54000 · Payroll Expenses	610	781	(171)	78%
57000 · Professional Services Fees				
57010 · Auditing	7,950	7,350	600	108%
57020 · Legal Expenses	67,790	158,491	(90,701)	43%
57030 · Accounting Services	22,130	62,187	(40,057)	36%
57040 · District Management	100,938	159,340	(58,401)	63%
57050 · Engineering Expense	67,647	10,000	57,647	676%
57090 · Other Professional Services Exp	0	20,000	(20,000)	0%
57000 · Professional Services Fees - Other	0	15,308	(15,308)	0%
Total 57000 · Professional Services Fees	266,455	432,676	(166,221)	62%

Roxborough Village Metro District Profit & Loss Budget vs. Actual

January through September 2024

	Jan - Sep 24	Budget	Budget Variance	% of Budget
62000 · Repairs and Maintenance				
62010 · General Repairs and Maintenance	5,444	7,000	(1,556)	78%
62020 · Utility Locate	3,469	3,323	146	104%
Total 62000 · Repairs and Maintenance	8,913	10,323	(1,411)	86%
64000 · Landscape Expenses				
64010 · Landscape Repairs and Maint	4,469	22,091	(17,622)	20%
64020 · Landscape Weed Control Expense	35,242	42,696	(7,454)	83%
64030 · Irrigation Expense	119,969	75,751	44,218	158%
64040 · Landscape Contract	144,793	189,902	(45,109)	76%
64080 · Misc. Landscape Expense	0	100	(100)	0%
64000 · Landscape Expenses - Other	0	30,000	(30,000)	0%
Total 64000 · Landscape Expenses	304,472	360,540	(56,068)	84%
65000 · Playground & Infrastructure Exp				
65010 · Playground Repairs and Maint	0	32,568	(32,568)	0%
65020 · Baseball Field Improvements	19,000	19,000	0	100%
65030 · Graffiti Removal /Vandalism Exp	6,612	13,776	(7,164)	48%
65080 · Misc. Playground & Infrastruct	9,709	600	9,109	1,618%
65000 · Playground & Infrastructure Exp - Other	0	2,500	(2,500)	0%
Total 65000 · Playground & Infrastructure Exp	35,321	68,444	(33,123)	52%
68000 · Parks & Open Space Expense				
68010 · Foothills Park & Rec Fees	18,308	25,818	(7,511)	71%
68020 · Mosquito Control Expense	9,200	15,480	(6,280)	59%
68025 · Water Expense	61,377	68,000	(6,623)	90%
68030 · Seasonal Lighting Expense	0	17,000	(17,000)	0%
68035 · Wetland Mitigation	0	275	(275)	0%
68045 · Tree Care Expense	7,560	30,000	(22,440)	25%
68050 · Portable Restroom Exp.	5,623	6,299	(676)	89%
68065 · Water Rights Expense	405			
68070 · Snow Removal Expense	80,887	72,725	8,162	111%
68085 · Annual Trails Maintenance	0	15,000	(15,000)	0%
68095 · Open Space Maintenances / Fire	3,108	200	2,908	1,554%
68000 · Parks & Open Space Expense - Other	0	10,303	(10,303)	0%
Total 68000 · Parks & Open Space Expense	186,468	261,100	(74,632)	71%
70000 · Bond Interest & Principal Exp.				
70020 · Bond Principal - Series 1993	0			
Total 70000 · Bond Interest & Principal Exp.	0			
80000 · Capital Expenses				
80010 · Park Infrastructure/Improvements	0	421,500	(421,500)	0%
80020 · Irrigation Improvements	10,424	97,000	(86,576)	11%
80050 · Building Improvements	0	13,000	(13,000)	0%
80060 · Plant Nursery	2,037	3,500	(1,463)	58%
80070 · New Playground	39,228	350,000	(310,773)	11%
80000 · Capital Expenses - Other	0	95,000	(95,000)	0%
Total 80000 · Capital Expenses	51,688	980,000	(928,312)	5%
99000 · Contingency	0	39,960	(39,960)	0%
Total Expense	929,717	2,250,583	(1,320,867)	41%
Net Ordinary Income	613,892	(609,526)	1,223,419	(101)%
Net Income	613,892	(609,526)	1,223,419	(101)%

Roxborough Village Metro District
Capital Fund Profit & Loss Budget vs. Actual
 January through September 2024

	Jan - Sep 24	Budget	Budget Variance	% of Budget
Ordinary Income/Expense				
Income				
45000 · Grant Income	5,034			
46000 · Interest Income	46,904	70,171	(23,267)	67%
48000 · CTF/Lottery Income	33,339	46,200	(12,861)	72%
Total Income	85,276	116,371	(31,095)	73%
Gross Profit	85,276	116,371	(31,095)	73%
Expense				
51000 · General Overhead	0	31	(31)	0%
52000 · Computer & Software Expenses	171	222	(51)	77%
52500 · Insurance Expense	825	1,611	(786)	51%
57000 · Professional Services Fees	10,095	15,308	(5,213)	66%
68000 · Parks & Open Space Expense	405	10,303	(9,898)	4%
80000 · Capital Expenses	51,688	980,000	(928,312)	5%
Total Expense	63,184	1,007,475	(944,291)	6%
Net Ordinary Income	22,092	(891,104)	913,196	(2)%
Net Income	22,092	(891,104)	913,196	(2)%

Roxborough Village Metro District
General Fund Profit & Loss Budget vs. Actual
January through September 2024

	Jan - Sep 24	Budget	Budget Variance	% of Budget
Ordinary Income/Expense				
Income				
41000 · Property Tax Income				
41010 · Specific Ownership Tax	65,394	64,088	1,306	102%
41020 · Property Tax	1,350,032	1,304,845	45,187	103%
41040 · Prior Year Tax	361	(17)	378	(2,126)%
41045 · Property Tax Interest	530	281	249	189%
41000 · Property Tax Income - Other	0	0	0	0%
Total 41000 · Property Tax Income	1,416,317	1,369,197	47,121	103%
43000 · Park and Field Income				
43010 · Sports Field Fees	1,050	2,200	(1,150)	48%
Total 43000 · Park and Field Income	1,050	2,200	(1,150)	48%
45000 · Grant Income	0	126,000	(126,000)	0%
46000 · Interest Income				
46010 · General Bank Account Interest	40,965	27,289	13,676	150%
Total 46000 · Interest Income	40,965	27,289	13,676	150%
Total Income	1,458,333	1,524,686	(66,353)	96%
Gross Profit	1,458,333	1,524,686	(66,353)	96%
Expense				
50000 · Treasurer Fees	20,264	18,863	1,401	107%
51000 · General Overhead				
51005 · Dues & Subscriptions	1,042			
51010 · Communication / Website Expense	0	737	(737)	0%
51050 · Utilities Expense	12,927	14,982	(2,055)	86%
51060 · District Functions/Events	0	85	(85)	0%
Total 51000 · General Overhead	13,969	15,804	(1,834)	88%
52000 · Computer & Software Expenses				
52040 · Software & Online Subscriptions	4,105	5,332	(1,227)	77%
Total 52000 · Computer & Software Expenses	4,105	5,332	(1,227)	77%
52500 · Insurance Expense				
52510 · Woker's Compensation Exp.	432			
52550 · General Insurance	29,145	45,000	(15,855)	65%
52500 · Insurance Expense - Other	163			
Total 52500 · Insurance Expense	29,741	45,000	(15,259)	66%
53000 · Board of Director's Expense				
53010 · Directors' Stipend	6,300	9,180	(2,880)	69%
53020 · BOD Travel/Mileage Expense	0	323	(323)	0%
53040 · BOD Conference/Retreat Expense	415	394	21	105%
Total 53000 · Board of Director's Expense	6,715	9,897	(3,182)	68%
54000 · Payroll Expenses				
54060 · Employer Payroll Taxes	482	702	(220)	69%
54000 · Payroll Expenses - Other	128	79	49	162%
Total 54000 · Payroll Expenses	610	781	(171)	78%
57000 · Professional Services Fees				
57010 · Auditing	7,632	7,350	282	104%
57020 · Legal Expenses	65,586	158,491	(92,905)	41%
57030 · Accounting Services	21,299	62,187	(40,888)	34%
57040 · District Management	96,902	159,340	(62,438)	61%
57050 · Engineering Expense	64,941	10,000	54,941	649%
57090 · Other Professional Services Exp	0	20,000	(20,000)	0%
Total 57000 · Professional Services Fees	256,360	417,368	(161,008)	61%

Roxborough Village Metro District
General Fund Profit & Loss Budget vs. Actual
January through September 2024

	Jan - Sep 24	Budget	Budget Variance	% of Budget
62000 · Repairs and Maintenance				
62010 · General Repairs and Maintenance	5,444	7,000	(1,556)	78%
62020 · Utility Locate	3,469	3,323	146	104%
Total 62000 · Repairs and Maintenance	8,913	10,323	(1,411)	86%
64000 · Landscape Expenses				
64010 · Landscape Repairs and Maint	4,469	22,091	(17,622)	20%
64020 · Landscape Weed Control Expense	35,242	42,696	(7,454)	83%
64030 · Irrigation Expense	119,969	75,751	44,218	158%
64040 · Landscape Contract	144,793	189,902	(45,109)	76%
64080 · Misc. Landscape Expense	0	100	(100)	0%
64000 · Landscape Expenses - Other	0	30,000	(30,000)	0%
Total 64000 · Landscape Expenses	304,472	360,540	(56,068)	84%
65000 · Playground & Infrastructure Exp				
65010 · Playground Repairs and Maint	0	32,568	(32,568)	0%
65020 · Baseball Field Improvements	19,000	19,000	0	100%
65030 · Graffiti Removal /Vandalism Exp	6,612	13,776	(7,164)	48%
65080 · Misc. Playground & Infrastruct	9,709	600	9,109	1,618%
65000 · Playground & Infrastructure Exp - Ot...	0	2,500	(2,500)	0%
Total 65000 · Playground & Infrastructure Exp	35,321	68,444	(33,123)	52%
68000 · Parks & Open Space Expense				
68010 · Foothills Park & Rec Fees	18,308	25,818	(7,511)	71%
68020 · Mosquito Control Expense	9,200	15,480	(6,280)	59%
68025 · Water Expense	61,377	68,000	(6,623)	90%
68030 · Seasonal Lighting Expense	0	17,000	(17,000)	0%
68035 · Wetland Mitigation	0	275	(275)	0%
68045 · Tree Care Expense	7,560	30,000	(22,440)	25%
68050 · Portable Restroom Exp.	5,623	6,299	(676)	89%
68070 · Snow Removal Expense	80,887	72,725	8,162	111%
68085 · Annual Trails Maintenance	0	15,000	(15,000)	0%
68095 · Open Space Maintenances / Fire	3,108	200	2,908	1,554%
Total 68000 · Parks & Open Space Expense	186,063	250,797	(64,734)	74%
70000 · Bond Interest & Principal Exp.				
70020 · Bond Principal - Series 1993	0			
Total 70000 · Bond Interest & Principal Exp.	0			
99000 · Contingency	0	39,960	(39,960)	0%
Total Expense	866,532	1,243,108	(376,576)	70%
Net Ordinary Income	591,801	281,578	310,223	210%
Net Income	591,801	281,578	310,223	210%

Roxborough Village Metro District
Chatfield Farms Profit & Loss Budget vs. Actual

January through September 2024

	Jan - Sep 24	Budget	Budget Variance	% of Budget
Ordinary Income/Expense				
Income				
41000 · Property Tax Income	364,567	365,357	(790)	100%
Total Income	364,567	365,357	(790)	100%
Gross Profit	364,567	365,357	(790)	100%
Expense				
50000 · Treasurer Fees	3,242	3,018	224	107%
51000 · General Overhead	6,167	131	6,035	4,691%
52000 · Computer & Software Expenses	651	853	(202)	76%
52500 · Insurance Expense	4,740	7,200	(2,460)	66%
53000 · Board of Director's Expense	0	115	(115)	0%
57000 · Professional Services Fees	51,964	66,779	(14,815)	78%
62000 · Repairs and Maintenance	738	1,652	(914)	45%
64000 · Landscape Expenses	50,482	57,686	(7,204)	88%
65000 · Playground & Infrastructure Exp	12,364	5,740	6,624	215%
68000 · Parks & Open Space Expense	30,739	37,696	(6,957)	82%
Total Expense	161,088	180,870	(19,782)	89%
Net Ordinary Income	203,479	184,487	18,992	110%
Net Income	203,479	184,487	18,992	110%

Roxborough Village Metro District

A/P Aging Summary

As of September 30, 2024

	<u>Current</u>	<u>1 - 45</u>	<u>46 - 90</u>	<u>> 90</u>	<u>TOTAL</u>
Ace Tree Care, Inc	0.00	2,500.00	0.00	0.00	2,500.00
Bill.com LLC	339.97	0.00	0.00	0.00	339.97
Colorado Special Districts Property and L	450.00	0.00	0.00	0.00	450.00
Consolidated Divisions Inc	14,890.03	55,256.38	7,600.22	18,229.42	95,976.05
CORE Electric Cooperative	0.00	1,776.37	0.00	0.00	1,776.37
Diversified Underground	535.00	0.00	0.00	0.00	535.00
Farnsworth Group, Inc	0.00	0.00	46,425.33	0.00	46,425.33
Foothills Park & Recreation District	730.27	0.00	0.00	0.00	730.27
Gemsbok Consulting Inc.	1,953.75	0.00	0.00	0.00	1,953.75
HGL Construction Services LLC	0.00	0.00	0.00	345.00	345.00
Ireland Stapleton Pryor & Pascoe PC	8,949.29	0.00	0.00	0.00	8,949.29
Special District Management Services, Inc	10,475.38	0.00	0.00	0.00	10,475.38
Utility Notification Center of Colorado	129.00	0.00	0.00	0.00	129.00
Xcel Energy	3.75	0.00	0.00	0.00	3.75
TOTAL	<u>38,456.44</u>	<u>59,532.75</u>	<u>54,025.55</u>	<u>18,574.42</u>	<u>170,589.16</u>

Roxborough Village Metro District
A/P Aging Detail

As of September 30, 2024

Date	Num	Name	Due Date	Split	Memo	Aging	Open Balance
Current							
09/30/2024	224091252	Utility Notification Cen...	09/30/2024	-SPLIT-	RTL Transmissions		129.00
09/30/2024	SALES000...	Foothills Park & Recre...	09/30/2024	-SPLIT-	September 2024 Resi...		730.27
09/30/2024	139278	Special District Manag...	09/30/2024	-SPLIT-	September 2024 Distr...		10,475.38
09/30/2024	158804	Ireland Stapleton Pryo...	09/30/2024	-SPLIT-	Billed Through 09/30/...		8,949.29
09/21/2024	2016280	Consolidated Division...	10/06/2024	-SPLIT-			14,890.03
09/30/2024	892620902	Xcel Energy	10/10/2024	51050 - Utilities Expense	September Statement		3.75
09/30/2024	24108828190	Bill.com LLC	10/10/2024	-SPLIT-	Billing Period 09/05/2...		339.97
09/30/2024	25WC-601...	Colorado Special Distr...	10/10/2024	-SPLIT-			450.00
09/30/2024	30722	Diversified Underground	10/30/2024	-SPLIT-	Screen Charge		535.00
09/30/2024	6103	Gembok Consulting I...	11/14/2024	-SPLIT-	September 2024		1,953.75
Total Current							38,456.44
1 - 45							
08/10/2024	2015616	Consolidated Division...	08/25/2024	-SPLIT-		36	198.00
08/10/2024	2015617	Consolidated Division...	08/25/2024	-SPLIT-		36	195.00
08/28/2024	Deposit	Ace Tree Care, Inc	09/07/2024	-SPLIT-		23	2,500.00
08/24/2024	2015744	Consolidated Division...	09/08/2024	-SPLIT-		22	12,338.01
08/31/2024	2015727	Consolidated Division...	09/15/2024	-SPLIT-		15	10,424.01
09/03/2024	2015838	Consolidated Division...	09/18/2024	-SPLIT-		12	19,305.71
09/07/2024	2016012	Consolidated Division...	09/22/2024	-SPLIT-		8	7,725.94
09/14/2024	2016138	Consolidated Division...	09/29/2024	-SPLIT-		1	5,069.71
09/19/2024		CORE Electric Cooper...	09/29/2024	-SPLIT-		1	1,776.37
Total 1 - 45							59,532.75
46 - 90							
06/30/2024	253236	Farnsworth Group, Inc	07/10/2024	-SPLIT-	Period ending 06.30.2...	82	46,425.33
07/27/2024	2015307	Consolidated Division...	08/11/2024	-SPLIT-		50	120.00
07/27/2024	2015301	Consolidated Division...	08/11/2024	-SPLIT-		50	7,400.22
07/31/2024	2015447	Consolidated Division...	08/15/2024	-SPLIT-		46	80.00
Total 46 - 90							54,025.55
> 90							
04/12/2024	2024-23	HGL Construction Ser...	05/12/2024	80060 - Plant Nursery		141	345.00
04/27/2024	2013941	Consolidated Division...	05/12/2024	-SPLIT-	Water meter install	141	9,253.71
05/31/2024	2014479	Consolidated Division...	06/15/2024	-SPLIT-	T&M May 26-31	107	8,975.71
Total > 90							18,574.42
TOTAL							170,589.16

Roxborough Village Metro District
Claims by Vendor Detail

September 2024

Type	Date	Num	Memo	Account	Original Amount	Balance
ARK Ecological Services, LLC						
Bill	09/27/2024	3631	Invoice Period May28 - Aug 28	64020 · Landscape Weed Control...	2,411.80	2,411.80
Bill	09/27/2024	3631	Invoice Period May28 - Aug 28	64020 · Landscape Weed Control...	18,337.58	20,749.38
Total ARK Ecological Services, LLC						20,749.38
Bill.com LLC						
Bill	09/09/2024	24098480735	Billing Period 08/05/2024 - 09/04/2024	52040 · Software & Online Subscr...	276.70	276.70
Bill	09/09/2024	24098480735	Billing Period 08/05/2024 - 09/04/2024	52040 · Software & Online Subscr...	52.70	329.40
Bill	09/09/2024	24098480735	Billing Period 08/05/2024 - 09/04/2024	52040 · Software & Online Subscr...	13.73	343.13
Total Bill.com LLC						343.13
Consolidated Divisions Inc						
Bill	09/06/2024	2015615		64030 · Irrigation Expense	4,092.02	4,092.02
Bill	09/06/2024	2015615		64030 · Irrigation Expense	779.43	4,871.45
Bill	09/17/2024	2015364		64040 · Landscape Contract	16,216.80	21,088.25
Bill	09/17/2024	2015364		64040 · Landscape Contract	3,088.91	24,177.16
Bill	09/17/2024	2015695		64030 · Irrigation Expense	4,226.34	28,403.50
Bill	09/17/2024	2015695		64030 · Irrigation Expense	805.02	29,208.52
Bill	09/17/2024	2015696		65030 · Graffiti Removal /Vandali...	467.75	29,676.27
Bill	09/17/2024	2015696		65030 · Graffiti Removal /Vandali...	89.09	29,765.36
Bill	09/17/2024	2015921		64030 · Irrigation Expense	10,171.34	39,936.70
Bill	09/17/2024	2015921		64030 · Irrigation Expense	1,937.40	41,874.10
Bill	09/17/2024	2015920		65030 · Graffiti Removal /Vandali...	433.89	42,307.99
Bill	09/17/2024	2015920		65030 · Graffiti Removal /Vandali...	82.65	42,390.64
Total Consolidated Divisions Inc						42,390.64
CORE Electric Cooperative						
Bill	09/10/2024			51050 · Utilities Expense	816.41	816.41
Bill	09/10/2024			51050 · Utilities Expense	1,084.59	1,901.00
Total CORE Electric Cooperative						1,901.00
Diversified Underground						
Bill	09/17/2024	30539	Screen Charge	62020 · Utility Locate	487.20	487.20
Bill	09/17/2024	30539	Screen Charge	62020 · Utility Locate	92.80	580.00
Total Diversified Underground						580.00
Fireweed Ecological Services LLC						
Bill	09/17/2024	1		64020 · Landscape Weed Control...	420.00	420.00
Bill	09/17/2024	1		64020 · Landscape Weed Control...	80.00	500.00
Total Fireweed Ecological Services LLC						500.00
Foothills Park & Recreation District						
Bill	09/19/2024	SALES000000035582	August 2024 Resident Use	68010 · Foothills Park & Rec Fees	1,654.61	1,654.61
Bill	09/19/2024	SALES000000035582	August 2024 Resident Use	68010 · Foothills Park & Rec Fees	544.25	2,198.86
Total Foothills Park & Recreation District						2,198.86
Gembok Consulting Inc.						
Bill	09/19/2024	6086	August 2024	57030 · Accounting Services	3,063.31	3,063.31
Bill	09/19/2024	6086	August 2024	57030 · Accounting Services	583.49	3,646.80
Bill	09/19/2024	6086	August 2024	57030 · Accounting Services	151.95	3,798.75
Total Gembok Consulting Inc.						3,798.75
Ireland Stapleton Pryor & Pascoe PC						
Bill	09/19/2024	158011	Billed Through 08/31/2024	57020 · Legal Expenses	2,903.51	2,903.51
Bill	09/19/2024	158011	Billed Through 08/31/2024	57020 · Legal Expenses	1,085.55	3,989.06
Bill	09/19/2024	158011	Billed Through 08/31/2024	57020 · Legal Expenses	144.02	4,133.08
Total Ireland Stapleton Pryor & Pascoe PC						4,133.08
Metro Maintenance						
Bill	09/17/2024	27963	August 2024	62010 · General Repairs and Mai...	252.00	252.00
Bill	09/17/2024	27963	August 2024	62010 · General Repairs and Mai...	48.00	300.00
Total Metro Maintenance						300.00
QuickBooks Payroll Service						
Liability Che...	09/27/2024		Fee for 3 direct deposit(s) at \$4.00 each	54000 · Payroll Expenses	12.00	12.00
Total QuickBooks Payroll Service						12.00
Rocky Mountain Recreation Inc						
Bill	09/18/2024	7687	Airplane Park	80070 · New Playground	19,613.75	19,613.75
Total Rocky Mountain Recreation Inc						19,613.75
Roxborough Water & Sanitation District						
Bill	09/15/2024		Service Period 07/25/24 to 08/24/24 Elk Mnt Cir	68025 · Water Expense	342.50	342.50
Bill	09/15/2024		Service Period 07/25/24 to 08/24/24 Mule Deer Pl	68025 · Water Expense	1,466.00	1,808.50
Bill	09/15/2024		Service Period 07/25/24 - 08/24/24 Marmot Ridge Cir	68025 · Water Expense	1,726.00	3,534.50
Bill	09/15/2024		Service Period 07/24/24 - 08/24/24 Rampart Range	68025 · Water Expense	119.00	3,653.50
Bill	09/15/2024		Billing Period 08/01/24 to 08/31/24	68025 · Water Expense	17,499.28	21,152.78
Bill	09/15/2024		Billing Period 08/01/24 to 08/31/24	68025 · Water Expense	3,333.20	24,485.98
Total Roxborough Water & Sanitation District						24,485.98

Roxborough Village Metro District

Claims by Vendor Detail

September 2024

Type	Date	Num	Memo	Account	Original Amount	Balance
Special District Management Services, Inc						
Bill	09/19/2024	138713	August 2024 District Management Fees	57040 · District Management	10,496.88	10,496.88
Bill	09/19/2024	138713	August 2024 District Management Fees	57040 · District Management	1,999.41	12,496.29
Bill	09/19/2024	138713	August 2024 District Management Fees	57040 · District Management	520.68	13,016.97
Total Special District Management Services, Inc						13,016.97
United Site Services						
Bill	09/17/2024	INV-4764679	Services Chatfield Farms Park	68050 · Portable Restroom Exp.	287.26	287.26
Bill	09/17/2024	INV-4762497	Services Roxborough Community Park	68050 · Portable Restroom Exp.	279.97	567.23
Total United Site Services						567.23
Utility Notification Center of Colorado						
Bill	09/17/2024	224081285	RTL Transmissions	62020 · Utility Locate	101.86	101.86
Bill	09/17/2024	224081285	RTL Transmissions	62020 · Utility Locate	19.40	121.26
Total Utility Notification Center of Colorado						121.26
TOTAL						134,712.03

Roxborough Village Metro District
Payroll Detail
September 2024

<u>Num</u>	<u>Date</u>	<u>Source Name</u>	<u>Payroll Item</u>	<u>Type</u>	<u>Wage Base</u>	<u>Amount</u>
BOD Compensation						
DD1080	09/30/2024	Debra D Prysby	BOD Compensation	Paycheck	0.00	200.00
DD1081	09/30/2024	Ephram Glass	BOD Compensation	Paycheck	0.00	200.00
DD1082	09/30/2024	Travis Jensen	BOD Compensation	Paycheck	0.00	200.00
Total BOD Compensation					0.00	600.00
TOTAL					0.00	600.00

Roxborough Village Metro District
Capital Fund Profit & Loss Detail

January through September 2024

Type	Date	Num	Name	Memo	Debit	Credit	Balance
Ordinary Income/Expense							
Income							
45000 · Grant Income							
Deposit	04/11/2024	27663	Colorado Special Districts ...	Remainder of 2022 safety grant applied to p...		5,033.50	5,033.50
Total 45000 · Grant Income					0.00	5,033.50	5,033.50
46000 · Interest Income							
46010 · General Bank Account Interest							
Deposit	01/31/2024			Deposit		293.13	293.13
Deposit	01/31/2024			Deposit		5,160.64	5,453.77
Deposit	02/29/2024			Deposit		4,713.94	10,167.71
Deposit	02/29/2024			Deposit		292.01	10,459.72
Deposit	03/31/2024			Deposit		4,926.38	15,386.10
Deposit	03/31/2024			Deposit		309.91	15,696.01
Deposit	04/30/2024			Deposit		4,719.07	20,415.08
Deposit	04/30/2024			Deposit		339.17	20,754.25
Deposit	05/31/2024			Deposit		367.88	21,122.13
Deposit	05/31/2024			Deposit		4,875.50	25,997.63
Deposit	06/30/2024			Deposit		357.85	26,355.48
Deposit	06/30/2024			Deposit		4,753.38	31,108.86
Deposit	07/31/2024			Deposit		4,943.18	36,052.04
Deposit	07/31/2024			Deposit		389.45	36,441.49
Deposit	08/31/2024			Deposit		4,949.06	41,390.55
Deposit	08/31/2024			Deposit		425.71	41,816.26
Deposit	09/30/2024			Deposit		4,683.99	46,500.25
Deposit	09/30/2024			Deposit		403.30	46,903.55
Total 46010 · General Bank Account Interest					0.00	46,903.55	46,903.55
Total 46000 · Interest Income					0.00	46,903.55	46,903.55
48000 · CTF/Lottery Income							
Deposit	03/08/2024			Deposit		12,592.64	12,592.64
Deposit	06/12/2024			Deposit		11,459.19	24,051.83
Deposit	09/11/2024			Deposit		9,287.24	33,339.07
Total 48000 · CTF/Lottery Income					0.00	33,339.07	33,339.07
Total Income					0.00	85,276.12	85,276.12
Gross Profit					0.00	85,276.12	85,276.12
Expense							
52000 · Computer & Software Expenses							
52040 · Software & Online Subscriptions							
Bill	01/31/2024	2402609...	Bill.com LLC	Billing Period 01/05/2024 - 02/04/2024	22.23		22.23
Bill	02/29/2024	2403642...	Bill.com LLC	Billing Period 02/05/2024 - 03/04/2024	22.57		44.80
Bill	03/31/2024	2404675...	Bill.com LLC	Billing Period 03/05/2024 - 04/04/2024	22.34		67.14
Bill	04/30/2024	2405708...	Bill.com LLC	Billing Period 04/05/2024 - 05/04/2024	22.43		89.57
Bill	05/31/2024	2406743...	Bill.com LLC	Billing Period 05/05/2024 - 06/04/2024	18.05		107.62
Bill	06/30/2024	2407778...	Bill.com LLC	Billing Period 06/05/2024 - 07/04/2024	18.01		125.63
Bill	07/31/2024	2408812...	Bill.com LLC	Billing Period 07/05/2024 - 08/04/2024	18.08		143.71
Bill	08/31/2024	2409848...	Bill.com LLC	Billing Period 08/05/2024 - 09/04/2024	13.73		157.44
Bill	09/30/2024	2410882...	Bill.com LLC	Billing Period 09/05/2024 - 10/04/2024	13.60		171.04
Total 52040 · Software & Online Subscriptions					171.04	0.00	171.04
Total 52000 · Computer & Software Expenses					171.04	0.00	171.04
52500 · Insurance Expense							
52510 · Worker's Compensation Exp.							
Bill	09/30/2024	25WC-60...	Colorado Special Districts ...		18.00		18.00
Total 52510 · Worker's Compensation Exp.					18.00	0.00	18.00
52550 · General Insurance							
General Journal	01/31/2024	0124BusIns		To move Business Insurance prepaid to exp...	133.30		133.30
General Journal	02/29/2024	0224BusIns		To move Business Insurance prepaid to exp...	133.30		266.60
General Journal	03/31/2024	0324BusIns		To move Business Insurance prepaid to exp...	133.30		399.90
General Journal	04/30/2024	0424BusIns		To move Business Insurance prepaid to exp...	133.30		533.20
General Journal	05/31/2024	0524BusIns		To move Business Insurance prepaid to exp...	133.30		666.50
General Journal	06/30/2024	0624BusIns		To move Business Insurance prepaid to exp...	133.30		799.80
General Journal	07/31/2024	0724BusIns		To move Business Insurance prepaid to exp...	0.25		800.05
General Journal	08/31/2024	0824BusIns		To move Business Insurance prepaid to exp...	0.00		800.05
General Journal	09/30/2024	0924BusIns		To move Business Insurance prepaid to exp...	0.00		800.05
Total 52550 · General Insurance					800.05	0.00	800.05
52500 · Insurance Expense - Other							
Bill	03/06/2024	68996341	CNA Surety Direct Bill		6.80		6.80
Total 52500 · Insurance Expense - Other					6.80	0.00	6.80
Total 52500 · Insurance Expense					824.85	0.00	824.85
57000 · Professional Services Fees							
57010 · Auditing							
Bill	05/31/2024	46905	Hoelting & Company, Inc	Interim billing for 2023 Audit	160.00		160.00
Bill	06/29/2024	47088	Hoelting & Company, Inc	Interim billing for 2023 Audit	80.00		240.00
Bill	07/31/2024	47289	Hoelting & Company, Inc	2023 Audit	78.00		318.00
Total 57010 · Auditing					318.00	0.00	318.00

Roxborough Village Metro District
Capital Fund Profit & Loss Detail

January through September 2024

Type	Date	Num	Name	Memo	Debit	Credit	Balance
57020 · Legal Expenses							
Bill	01/31/2024	152854	Ireland Stapleton Pryor & ...	Billed Through 01/31/2024	230.38		230.38
Bill	01/31/2024	11	Ireland Stapleton Pryor & ...	Billed Through 01/31/2024	0.00		230.38
Bill	02/29/2024	153514	Ireland Stapleton Pryor & ...	Billed Through 02/29/2024	201.15		431.53
Bill	03/31/2024	154266	Ireland Stapleton Pryor & ...	Billed Through 03/31/2024	85.37		516.90
Bill	04/30/2024	154987	Ireland Stapleton Pryor & ...	Billed Through 04/30/2024	291.13		808.03
Bill	05/31/2024	155758	Ireland Stapleton Pryor & ...	Billed Through 05/31/2024	284.11		1,092.14
Bill	06/30/2024	156515	Ireland Stapleton Pryor & ...	Billed Through 06/30/2024	246.94		1,339.08
Bill	07/31/2024	157242	Ireland Stapleton Pryor & ...	Billed Through 07/31/2024	363.18		1,702.26
Bill	08/31/2024	158011	Ireland Stapleton Pryor & ...	Billed Through 08/31/2024	144.02		1,846.28
Bill	09/30/2024	158804	Ireland Stapleton Pryor & ...	Billed Through 09/30/2024	357.97		2,204.25
Total 57020 · Legal Expenses					2,204.25	0.00	2,204.25
57030 · Accounting Services							
Bill	01/31/2024	5892	Gemsbok Consulting Inc.	January 2024	80.97		80.97
Bill	02/29/2024	5920	Gemsbok Consulting Inc.	February 2024	65.80		146.77
Bill	03/31/2024	5945	Gemsbok Consulting Inc.	March 2024	102.75		249.52
Bill	04/30/2024	5975	Gemsbok Consulting Inc.	April 2024	51.55		301.07
Bill	04/30/2024	5974	Gemsbok Consulting Inc.	April 2024 Chatfield Farms	0.00		301.07
Bill	05/31/2024	6003	Gemsbok Consulting Inc.	May 2024	81.30		382.37
Bill	06/30/2024	6033	Gemsbok Consulting Inc.	June 2024	102.00		484.37
Bill	07/31/2024	6063	Gemsbok Consulting Inc.	July 2024	116.50		600.87
Bill	08/31/2024	6086	Gemsbok Consulting Inc.	August 2024	151.95		752.82
Bill	09/30/2024	6103	Gemsbok Consulting Inc.	September 2024	78.15		830.97
Total 57030 · Accounting Services					830.97	0.00	830.97
57040 · District Management							
Bill	01/31/2024	132551	Special District Manageme...	January 2024 District Management Fees	311.28		311.28
Bill	02/29/2024	133803	Special District Manageme...	February 2024 District Management Fees	357.02		668.30
Bill	03/31/2024	134811	Special District Manageme...	March 2024 District Management Fees	522.02		1,190.32
Bill	04/30/2024	135726	Special District Manageme...	April 2024 District Management Fees	479.99		1,670.31
Bill	05/31/2024	136891	Special District Manageme...	May 2024 District Management Fees	524.23		2,194.54
Bill	06/30/2024	136986	Special District Manageme...	June 2024 District Management Fees	395.74		2,590.28
Bill	07/31/2024	137890	Special District Manageme...	July 2024 District Management Fees	506.22		3,096.50
Bill	08/31/2024	138713	Special District Manageme...	August 2024 District Management Fees	520.68		3,617.18
Bill	09/30/2024	139278	Special District Manageme...	September 2024 District Management Fees	419.02		4,036.20
Total 57040 · District Management					4,036.20	0.00	4,036.20
57050 · Engineering Expense							
Bill	03/19/2024	250193	Farnsworth Group, Inc	Period ending 02.29.2024	598.86		598.86
Bill	04/30/2024	6731	Anatum GeoMobile Solutio...		219.08		817.94
Bill	06/30/2024	253236	Farnsworth Group, Inc	Period ending 06.30.2024	1,857.01		2,674.95
Bill	07/25/2024	28520	Browns Hill Engineering & ...		30.92		2,705.87
Total 57050 · Engineering Expense					2,705.87	0.00	2,705.87
Total 57000 · Professional Services Fees					10,095.29	0.00	10,095.29
68000 · Parks & Open Space Expense							
68065 · Water Rights Expense							
Bill	01/31/2024	132551	Special District Manageme...	January 2024 District Management Fees	0.00		0.00
Bill	01/31/2024	152854	Ireland Stapleton Pryor & ...	Billed Through 01/31/2024	0.00		0.00
Bill	01/31/2024	11	Ireland Stapleton Pryor & ...	Billed Through 01/31/2024	404.85		404.85
Bill	02/29/2024	133803	Special District Manageme...	February 2024 District Management Fees	0.00		404.85
Bill	02/29/2024	153514	Ireland Stapleton Pryor & ...	Billed Through 02/29/2024	0.00		404.85
Bill	03/31/2024	134811	Special District Manageme...	March 2024 District Management Fees	0.00		404.85
Bill	03/31/2024	154266	Ireland Stapleton Pryor & ...	Billed Through 03/31/2024	0.00		404.85
Bill	04/30/2024	135726	Special District Manageme...	April 2024 District Management Fees	0.00		404.85
Bill	04/30/2024	154987	Ireland Stapleton Pryor & ...	Billed Through 04/30/2024	0.00		404.85
Bill	05/31/2024	136891	Special District Manageme...	May 2024 District Management Fees	0.00		404.85
Bill	05/31/2024	155758	Ireland Stapleton Pryor & ...	Billed Through 05/31/2024	0.00		404.85
Bill	06/30/2024	136986	Special District Manageme...	June 2024 District Management Fees	0.00		404.85
Bill	06/30/2024	156515	Ireland Stapleton Pryor & ...	Billed Through 06/30/2024	0.00		404.85
Bill	07/31/2024	137890	Special District Manageme...	July 2024 District Management Fees	0.00		404.85
Bill	07/31/2024	157242	Ireland Stapleton Pryor & ...	Billed Through 07/31/2024	0.00		404.85
Bill	08/31/2024	138713	Special District Manageme...	August 2024 District Management Fees	0.00		404.85
Bill	08/31/2024	158011	Ireland Stapleton Pryor & ...	Billed Through 08/31/2024	0.00		404.85
Bill	09/30/2024	139278	Special District Manageme...	September 2024 District Management Fees	0.00		404.85
Bill	09/30/2024	158804	Ireland Stapleton Pryor & ...	Billed Through 09/30/2024	0.00		404.85
Total 68065 · Water Rights Expense					404.85	0.00	404.85
Total 68000 · Parks & Open Space Expense					404.85	0.00	404.85
80000 · Capital Expenses							
80010 · Park Infrastructure/Improvements							
General Journal	01/01/2024	AJE#6R	Chavez Services LLC	Reverse of GJE AJE#6 -- To record retaina...		5,639.18	-5,639.18
Bill	01/11/2024	CW-2024...	Chavez Services LLC		5,639.18		0.00
Total 80010 · Park Infrastructure/Improvements					5,639.18	5,639.18	0.00
80020 · Irrigation Improvements							
Bill	08/31/2024	2015727	Consolidated Divisions Inc		10,424.01		10,424.01
Total 80020 · Irrigation Improvements					10,424.01	0.00	10,424.01

Roxborough Village Metro District
Capital Fund Profit & Loss Detail

January through September 2024

Type	Date	Num	Name	Memo	Debit	Credit	Balance
80060 · Plant Nursery							
Bill	04/12/2024	2024-23	HGL Construction Services...		345.00		345.00
Bill	07/04/2024	RVMD10...	Ephram Glass*	Greenhouse Supplies	436.64		781.64
Bill	08/12/2024	36332	JPL Cares, Inc.		1,255.00		2,036.64
Total 80060 · Plant Nursery					2,036.64	0.00	2,036.64
80070 · New Playground							
Bill	02/21/2024	7451	Rocky Mountain Recreatio...	Airplane Park	19,613.75		19,613.75
Bill	08/28/2024	7687	Rocky Mountain Recreatio...	Airplane Park	19,613.75		39,227.50
Total 80070 · New Playground					39,227.50	0.00	39,227.50
Total 80000 · Capital Expenses					57,327.33	5,639.18	51,688.15
Total Expense					68,823.36	5,639.18	63,184.18
Net Ordinary Income					68,823.36	90,915.30	22,091.94
Net Income					68,823.36	90,915.30	22,091.94

Roxborough Village Metro District
General Fund Profit & Loss Detail

January through September 2024

Type	Date	Num	Name	Memo	Debit	Credit	Balance
Ordinary Income/Expense							
Income							
41000 · Property Tax Income							
41010 · Specific Ownership Tax							
General Journal	01/01/2024	AJE23 #1R		Reverse of GJE AJE23 #1 -- To move reven...	6,019.01		-6,019.01
Deposit	01/10/2024			Deposit		6,019.01	0.00
Deposit	02/09/2024			Deposit		9,343.72	9,343.72
Deposit	03/08/2024			Deposit		7,948.33	17,292.05
Deposit	04/10/2024			Deposit		7,407.62	24,699.67
Deposit	05/10/2024			Deposit		8,088.20	32,787.87
Deposit	06/10/2024			Deposit		7,797.81	40,585.68
Deposit	07/10/2024			Deposit		7,748.11	48,333.79
Deposit	08/17/2024			Deposit		8,553.15	56,886.94
Deposit	09/19/2024			Deposit		8,507.20	65,394.14
Total 41010 · Specific Ownership Tax					6,019.01	71,413.15	65,394.14
41020 · Property Tax							
Deposit	02/09/2024			Deposit		4,218.41	4,218.41
Deposit	03/08/2024			Deposit		587,756.47	591,974.88
Deposit	04/10/2024			Deposit		31,622.62	623,597.50
Deposit	05/10/2024			-MULTIPLE-		122,684.20	746,281.70
Deposit	06/10/2024			-MULTIPLE-		71,446.05	817,727.75
Deposit	06/10/2024			Senior/Veteran/Personal Exemptions	0.13		817,727.62
Deposit	07/10/2024			Deposit		521,137.22	1,338,864.84
Deposit	08/17/2024			Deposit		8,396.94	1,347,261.78
Deposit	09/19/2024			Deposit		2,770.29	1,350,032.07
Total 41020 · Property Tax					0.13	1,350,032.20	1,350,032.07
41040 · Prior Year Tax							
Deposit	06/10/2024			Deposit		361.34	361.34
Total 41040 · Prior Year Tax					0.00	361.34	361.34
41045 · Property Tax Interest							
Deposit	04/10/2024			Deposit		3.04	3.04
Deposit	05/10/2024			Deposit		22.36	25.40
Deposit	06/10/2024			-MULTIPLE-		122.79	148.19
Deposit	07/10/2024			Deposit		70.75	218.94
Deposit	08/17/2024			Deposit		214.95	433.89
Deposit	09/19/2024			Deposit		96.04	529.93
Total 41045 · Property Tax Interest					0.00	529.93	529.93
Total 41000 · Property Tax Income					6,019.14	1,422,336.62	1,416,317.48
43000 · Park and Field Income							
43010 · Sports Field Fees							
Deposit	05/08/2024	202	Ken Caryl Little League	Deposit		1,050.00	1,050.00
Total 43010 · Sports Field Fees					0.00	1,050.00	1,050.00
Total 43000 · Park and Field Income					0.00	1,050.00	1,050.00
46000 · Interest Income							
46010 · General Bank Account Interest							
Deposit	01/31/2024			Deposit		2,665.32	2,665.32
Deposit	02/29/2024			Deposit		2,313.43	4,978.75
Deposit	03/31/2024			Deposit		4,261.16	9,239.91
Deposit	04/30/2024			Deposit		4,508.89	13,748.80
Deposit	05/31/2024			Deposit		4,630.84	18,379.64
Deposit	06/30/2024			Deposit		4,516.50	22,896.14
Deposit	07/31/2024			Deposit		5,996.34	28,892.48
Deposit	08/31/2024			Deposit		6,375.49	35,267.97
Deposit	09/30/2024			Deposit		5,697.52	40,965.49
Total 46010 · General Bank Account Interest					0.00	40,965.49	40,965.49
Total 46000 · Interest Income					0.00	40,965.49	40,965.49
Total Income					6,019.14	1,464,352.11	1,458,332.97
Gross Profit					6,019.14	1,464,352.11	1,458,332.97
Expense							
50000 · Treasurer Fees							
Deposit	02/09/2024			Deposit	63.28		63.28
Deposit	03/08/2024			Deposit	8,816.33		8,879.61
Deposit	04/10/2024			Deposit	474.38		9,353.99
Deposit	05/10/2024			Deposit	1,834.71		11,188.70
Deposit	06/10/2024			-MULTIPLE-	1,084.84		12,273.54
Deposit	07/10/2024			Deposit	7,818.12		20,091.66
Deposit	08/17/2024			Deposit	129.17		20,220.83
Deposit	09/19/2024			Deposit	42.98		20,263.81
Total 50000 · Treasurer Fees					20,263.81	0.00	20,263.81
51000 · General Overhead							
51005 · Dues & Subscriptions							
Bill	05/03/2024	2024 Me...	Special District Association...	2024 SDA Annual Membership	1,042.29		1,042.29
Total 51005 · Dues & Subscriptions					1,042.29	0.00	1,042.29

Roxborough Village Metro District
General Fund Profit & Loss Detail

January through September 2024

Type	Date	Num	Name	Memo	Debit	Credit	Balance
51050 · Utilities Expense							
Bill	01/18/2024		CORE Electric Cooperative		891.77		891.77
Bill	01/31/2024	859205179	Xcel Energy	January Statement	4.33		896.10
Bill	02/21/2024		CORE Electric Cooperative		857.69		1,753.79
Bill	02/29/2024	863314567	Xcel Energy	February Statement	4.32		1,758.11
Bill	03/20/2024		CORE Electric Cooperative		921.40		2,679.51
Bill	03/31/2024	867197953	Xcel Energy	March Statement	4.32		2,683.83
Bill	04/17/2024		CORE Electric Cooperative		848.97		3,532.80
Bill	04/30/2024	871245951	Xcel Energy	April Statement	4.32		3,537.12
Bill	05/20/2024		CORE Electric Cooperative		1,321.95		4,859.07
Bill	05/31/2024	875634785	Xcel Energy	May Statement	4.33		4,863.40
Bill	06/19/2024		CORE Electric Cooperative		1,866.06		6,729.46
Bill	06/30/2024	879810192	Xcel Energy	June Statement	3.68		6,733.14
Bill	07/18/2024		CORE Electric Cooperative		2,505.37		9,238.51
Bill	07/26/2024	883862153	Xcel Energy	July Statement	3.76		9,242.27
Bill	08/20/2024		CORE Electric Cooperative		1,901.00		11,143.27
Bill	08/26/2024	888168249	Xcel Energy	August Statement	3.75		11,147.02
Bill	09/19/2024		CORE Electric Cooperative		1,776.37		12,923.39
Bill	09/30/2024	892620902	Xcel Energy	September Statement	3.75		12,927.14
Total 51050 · Utilities Expense					12,927.14	0.00	12,927.14
Total 51000 · General Overhead					13,969.43	0.00	13,969.43
52000 · Computer & Software Expenses							
52040 · Software & Online Subscriptions							
Bill	01/31/2024	2402609...	Bill.com LLC	Billing Period 01/05/2024 - 02/04/2024	533.60		533.60
Bill	02/29/2024	2403642...	Bill.com LLC	Billing Period 02/05/2024 - 03/04/2024	541.76		1,075.36
Bill	03/31/2024	2404675...	Bill.com LLC	Billing Period 03/05/2024 - 04/04/2024	536.16		1,611.52
Bill	04/30/2024	2405708...	Bill.com LLC	Billing Period 04/05/2024 - 05/04/2024	538.25		2,149.77
Bill	05/31/2024	2406743...	Bill.com LLC	Billing Period 05/05/2024 - 06/04/2024	433.12		2,582.89
Bill	06/30/2024	2407778...	Bill.com LLC	Billing Period 06/05/2024 - 07/04/2024	432.18		3,015.07
Bill	07/31/2024	2408812...	Bill.com LLC	Billing Period 07/05/2024 - 08/04/2024	433.80		3,448.87
Bill	08/31/2024	2409848...	Bill.com LLC	Billing Period 08/05/2024 - 09/04/2024	329.40		3,778.27
Bill	09/30/2024	2410882...	Bill.com LLC	Billing Period 09/05/2024 - 10/04/2024	326.37		4,104.64
Total 52040 · Software & Online Subscriptions					4,104.64	0.00	4,104.64
Total 52000 · Computer & Software Expenses					4,104.64	0.00	4,104.64
52500 · Insurance Expense							
52510 · Woker's Compensation Exp.							
Bill	09/30/2024	25WC-60...	Colorado Special Districts ...		432.00		432.00
Total 52510 · Woker's Compensation Exp.					432.00	0.00	432.00
52550 · General Insurance							
General Journal	01/31/2024	0124BusIns		To move Business Insruance prepaid to exp...	3,199.20		3,199.20
General Journal	02/29/2024	0224BusIns		To move Business Insruance prepaid to exp...	3,199.20		6,398.40
General Journal	03/31/2024	0324BusIns		To move Business Insruance prepaid to exp...	3,199.20		9,597.60
General Journal	04/30/2024	0424BusIns		To move Business Insruance prepaid to exp...	3,199.20		12,796.80
General Journal	05/31/2024	0524BusIns		To move Business Insruance prepaid to exp...	3,199.20		15,996.00
General Journal	06/30/2024	0624BusIns		To move Business Insruance prepaid to exp...	3,199.20		19,195.20
Deposit	07/12/2024	27993	Colorado Special Districts ...	Deposit		47.00	19,148.20
General Journal	07/31/2024	0724BusIns		To move Business Insruance prepaid to exp...	3,332.25		22,480.45
General Journal	08/31/2024	0824BusIns		To move Business Insruance prepaid to exp...	3,332.50		25,812.95
General Journal	09/30/2024	0924BusIns		To move Business Insruance prepaid to exp...	3,332.50		29,145.45
Total 52550 · General Insurance					29,192.45	47.00	29,145.45
52500 · Insurance Expense - Other							
Bill	03/06/2024	68996341	CNA Surety Direct Bill		163.20		163.20
Total 52500 · Insurance Expense - Other					163.20	0.00	163.20
Total 52500 · Insurance Expense					29,787.65	47.00	29,740.65
53000 · Board of Director's Expense							
53010 · Directors' Stipend							
Paycheck	01/31/2024	DD1050	Debra D Prysby	Direct Deposit	200.00		200.00
Paycheck	01/31/2024	DD1051	Ephram Glass	Direct Deposit	200.00		400.00
Paycheck	01/31/2024	DD1052	Mathew Hart	Direct Deposit	200.00		600.00
Paycheck	01/31/2024	DD1053	Travis Jensen	Direct Deposit	200.00		800.00
Paycheck	02/29/2024	DD1054	Debra D Prysby	Direct Deposit	200.00		1,000.00
Paycheck	02/29/2024	DD1055	Ephram Glass	Direct Deposit	200.00		1,200.00
Paycheck	02/29/2024	DD1056	Mathew Hart	Direct Deposit	200.00		1,400.00
Paycheck	02/29/2024	DD1057	Travis Jensen	Direct Deposit	200.00		1,600.00
Paycheck	03/29/2024	DD1058	Debra D Prysby	Direct Deposit	200.00		1,800.00
Paycheck	03/29/2024	DD1059	Ephram Glass	Direct Deposit	200.00		2,000.00
Paycheck	03/29/2024	DD1060	Mathew Hart	Direct Deposit	200.00		2,200.00
Paycheck	03/29/2024	DD1061	Travis Jensen	Direct Deposit	200.00		2,400.00
Paycheck	04/30/2024	DD1062	Debra D Prysby	Direct Deposit	200.00		2,600.00
Paycheck	04/30/2024	DD1063	Ephram Glass	Direct Deposit	200.00		2,800.00
Paycheck	04/30/2024	DD1064	Mathew Hart	Direct Deposit	200.00		3,000.00
Paycheck	04/30/2024	DD1065	Travis Jensen	Direct Deposit	200.00		3,200.00
Paycheck	05/31/2024	DD1066	Debra D Prysby	Direct Deposit	100.00		3,300.00
Paycheck	05/31/2024	DD1067	Ephram Glass	Direct Deposit	200.00		3,500.00
Paycheck	05/31/2024	DD1068	Mathew Hart	Direct Deposit	200.00		3,700.00
Paycheck	05/31/2024	DD1069	Travis Jensen	Direct Deposit	200.00		3,900.00
Paycheck	06/28/2024	DD1070	Debra D Prysby	Direct Deposit	200.00		4,100.00
Paycheck	06/28/2024	DD1071	Ephram Glass	Direct Deposit	200.00		4,300.00
Paycheck	06/28/2024	DD1072	Mathew Hart	Direct Deposit	200.00		4,500.00
Paycheck	06/28/2024	DD1073	Travis Jensen	Direct Deposit	200.00		4,700.00

Roxborough Village Metro District
General Fund Profit & Loss Detail

January through September 2024

Type	Date	Num	Name	Memo	Debit	Credit	Balance
Paycheck	07/31/2024	DD1074	Debra D Prysby	Direct Deposit	200.00		4,900.00
Paycheck	07/31/2024	DD1075	Ephram Glass	Direct Deposit	200.00		5,100.00
Paycheck	07/31/2024	DD1076	Travis Jensen	Direct Deposit	200.00		5,300.00
Paycheck	08/30/2024	DD1078	Ephram Glass	Direct Deposit	200.00		5,500.00
Paycheck	08/30/2024	DD1079	Travis Jensen	Direct Deposit	200.00		5,700.00
Paycheck	09/30/2024	DD1080	Debra D Prysby	Direct Deposit	200.00		5,900.00
Paycheck	09/30/2024	DD1081	Ephram Glass	Direct Deposit	200.00		6,100.00
Paycheck	09/30/2024	DD1082	Travis Jensen	Direct Deposit	200.00		6,300.00
Total 53010 · Directors' Stipend					6,300.00	0.00	6,300.00
53040 · BOD Conference/Retreat Expense							
Bill	08/07/2024	38457	Special District Association...	Ephram Glass 2024	415.00		415.00
Total 53040 · BOD Conference/Retreat Expense					415.00	0.00	415.00
Total 53000 · Board of Director's Expense					6,715.00	0.00	6,715.00
54000 · Payroll Expenses							
54060 · Employer Payroll Taxes							
Paycheck	01/31/2024	DD1050	Debra D Prysby	Direct Deposit	15.30		15.30
Paycheck	01/31/2024	DD1051	Ephram Glass	Direct Deposit	15.30		30.60
Paycheck	01/31/2024	DD1052	Mathew Hart	Direct Deposit	15.30		45.90
Paycheck	01/31/2024	DD1053	Travis Jensen	Direct Deposit	15.30		61.20
Paycheck	02/29/2024	DD1054	Debra D Prysby	Direct Deposit	15.30		76.50
Paycheck	02/29/2024	DD1055	Ephram Glass	Direct Deposit	15.30		91.80
Paycheck	02/29/2024	DD1056	Mathew Hart	Direct Deposit	15.30		107.10
Paycheck	02/29/2024	DD1057	Travis Jensen	Direct Deposit	15.30		122.40
Paycheck	03/29/2024	DD1058	Debra D Prysby	Direct Deposit	15.30		137.70
Paycheck	03/29/2024	DD1059	Ephram Glass	Direct Deposit	15.30		153.00
Paycheck	03/29/2024	DD1060	Mathew Hart	Direct Deposit	15.30		168.30
Paycheck	03/29/2024	DD1061	Travis Jensen	Direct Deposit	15.30		183.60
Paycheck	04/30/2024	DD1062	Debra D Prysby	Direct Deposit	15.30		198.90
Paycheck	04/30/2024	DD1063	Ephram Glass	Direct Deposit	15.30		214.20
Paycheck	04/30/2024	DD1064	Mathew Hart	Direct Deposit	15.30		229.50
Paycheck	04/30/2024	DD1065	Travis Jensen	Direct Deposit	15.30		244.80
Paycheck	05/31/2024	DD1066	Debra D Prysby	Direct Deposit	7.65		252.45
Paycheck	05/31/2024	DD1067	Ephram Glass	Direct Deposit	15.30		267.75
Paycheck	05/31/2024	DD1068	Mathew Hart	Direct Deposit	15.30		283.05
Paycheck	05/31/2024	DD1069	Travis Jensen	Direct Deposit	15.30		298.35
Paycheck	06/28/2024	DD1070	Debra D Prysby	Direct Deposit	15.30		313.65
Paycheck	06/28/2024	DD1071	Ephram Glass	Direct Deposit	15.30		328.95
Paycheck	06/28/2024	DD1072	Mathew Hart	Direct Deposit	15.30		344.25
Paycheck	06/28/2024	DD1073	Travis Jensen	Direct Deposit	15.30		359.55
Paycheck	07/31/2024	DD1074	Debra D Prysby	Direct Deposit	15.30		374.85
Paycheck	07/31/2024	DD1075	Ephram Glass	Direct Deposit	15.30		390.15
Paycheck	07/31/2024	DD1076	Travis Jensen	Direct Deposit	15.30		405.45
Paycheck	08/30/2024	DD1078	Ephram Glass	Direct Deposit	15.30		420.75
Paycheck	08/30/2024	DD1079	Travis Jensen	Direct Deposit	15.30		436.05
Paycheck	09/30/2024	DD1080	Debra D Prysby	Direct Deposit	15.30		451.35
Paycheck	09/30/2024	DD1081	Ephram Glass	Direct Deposit	15.30		466.65
Paycheck	09/30/2024	DD1082	Travis Jensen	Direct Deposit	15.30		481.95
Total 54060 · Employer Payroll Taxes					481.95	0.00	481.95
54000 · Payroll Expenses - Other							
Liability Check	01/30/2024		QuickBooks Payroll Service	Fee for 4 direct deposit(s) at \$4.00 each	16.00		16.00
Paycheck	01/31/2024	DD1050	Debra D Prysby	Direct Deposit	0.00		16.00
Paycheck	01/31/2024	DD1051	Ephram Glass	Direct Deposit	0.00		16.00
Paycheck	01/31/2024	DD1052	Mathew Hart	Direct Deposit	0.00		16.00
Paycheck	01/31/2024	DD1053	Travis Jensen	Direct Deposit	0.00		16.00
Liability Check	02/28/2024		QuickBooks Payroll Service	Fee for 4 direct deposit(s) at \$4.00 each	16.00		32.00
Paycheck	02/29/2024	DD1054	Debra D Prysby	Direct Deposit	0.00		32.00
Paycheck	02/29/2024	DD1055	Ephram Glass	Direct Deposit	0.00		32.00
Paycheck	02/29/2024	DD1056	Mathew Hart	Direct Deposit	0.00		32.00
Paycheck	02/29/2024	DD1057	Travis Jensen	Direct Deposit	0.00		32.00
Liability Check	03/28/2024		QuickBooks Payroll Service	Fee for 4 direct deposit(s) at \$4.00 each	16.00		48.00
Paycheck	03/29/2024	DD1058	Debra D Prysby	Direct Deposit	0.00		48.00
Paycheck	03/29/2024	DD1059	Ephram Glass	Direct Deposit	0.00		48.00
Paycheck	03/29/2024	DD1060	Mathew Hart	Direct Deposit	0.00		48.00
Paycheck	03/29/2024	DD1061	Travis Jensen	Direct Deposit	0.00		48.00
Liability Check	04/29/2024		QuickBooks Payroll Service	Fee for 4 direct deposit(s) at \$4.00 each	16.00		64.00
Paycheck	04/30/2024	DD1062	Debra D Prysby	Direct Deposit	0.00		64.00
Paycheck	04/30/2024	DD1063	Ephram Glass	Direct Deposit	0.00		64.00
Paycheck	04/30/2024	DD1064	Mathew Hart	Direct Deposit	0.00		64.00
Paycheck	04/30/2024	DD1065	Travis Jensen	Direct Deposit	0.00		64.00
Liability Check	05/30/2024		QuickBooks Payroll Service	Fee for 4 direct deposit(s) at \$4.00 each	16.00		80.00
Paycheck	05/31/2024	DD1066	Debra D Prysby	Direct Deposit	0.00		80.00
Paycheck	05/31/2024	DD1067	Ephram Glass	Direct Deposit	0.00		80.00
Paycheck	05/31/2024	DD1068	Mathew Hart	Direct Deposit	0.00		80.00
Paycheck	05/31/2024	DD1069	Travis Jensen	Direct Deposit	0.00		80.00
Paycheck	06/28/2024	DD1070	Debra D Prysby	Direct Deposit	0.00		80.00
Paycheck	06/28/2024	DD1071	Ephram Glass	Direct Deposit	0.00		80.00
Paycheck	06/28/2024	DD1072	Mathew Hart	Direct Deposit	0.00		80.00
Paycheck	06/28/2024	DD1073	Travis Jensen	Direct Deposit	0.00		80.00
Liability Check	06/28/2024		QuickBooks Payroll Service	Fee for 4 direct deposit(s) at \$4.00 each	16.00		96.00
Liability Check	07/30/2024		QuickBooks Payroll Service	Fee for 3 direct deposit(s) at \$4.00 each	12.00		108.00
Paycheck	07/31/2024	DD1074	Debra D Prysby	Direct Deposit	0.00		108.00
Paycheck	07/31/2024	DD1075	Ephram Glass	Direct Deposit	0.00		108.00
Paycheck	07/31/2024	DD1076	Travis Jensen	Direct Deposit	0.00		108.00
Liability Check	08/29/2024		QuickBooks Payroll Service	Fee for 2 direct deposit(s) at \$4.00 each	8.00		116.00
Paycheck	08/30/2024	DD1078	Ephram Glass	Direct Deposit	0.00		116.00

Roxborough Village Metro District
General Fund Profit & Loss Detail

January through September 2024

Type	Date	Num	Name	Memo	Debit	Credit	Balance
Paycheck	08/30/2024	DD1079	Travis Jensen	Direct Deposit	0.00		116.00
Liability Check	09/27/2024		QuickBooks Payroll Service	Fee for 3 direct deposit(s) at \$4.00 each	12.00		128.00
Paycheck	09/30/2024	DD1080	Debra D Prysby	Direct Deposit	0.00		128.00
Paycheck	09/30/2024	DD1081	Ephram Glass	Direct Deposit	0.00		128.00
Paycheck	09/30/2024	DD1082	Travis Jensen	Direct Deposit	0.00		128.00
Total 54000 · Payroll Expenses - Other					128.00	0.00	128.00
Total 54000 · Payroll Expenses					609.95	0.00	609.95
57000 · Professional Services Fees							
57010 · Auditing							
Bill	05/31/2024	46905	Hoelting & Company, Inc	Interim billing for 2023 Audit	3,840.00		3,840.00
Bill	06/29/2024	47088	Hoelting & Company, Inc	Interim billing for 2023 Audit	1,920.00		5,760.00
Bill	07/31/2024	47289	Hoelting & Company, Inc	2023 Audit	1,872.00		7,632.00
Total 57010 · Auditing					7,632.00	0.00	7,632.00
57020 · Legal Expenses							
Bill	01/31/2024	152854	Ireland Stapleton Pryor & ...	Billed Through 01/31/2024	6,558.60		6,558.60
Bill	01/31/2024	11	Ireland Stapleton Pryor & ...	Billed Through 01/31/2024	0.00		6,558.60
Bill	02/29/2024	153514	Ireland Stapleton Pryor & ...	Billed Through 02/29/2024	6,718.14		13,276.74
Bill	03/31/2024	154266	Ireland Stapleton Pryor & ...	Billed Through 03/31/2024	4,427.42		17,704.16
Bill	04/30/2024	154987	Ireland Stapleton Pryor & ...	Billed Through 04/30/2024	8,167.16		25,871.32
Bill	05/31/2024	155758	Ireland Stapleton Pryor & ...	Billed Through 05/31/2024	8,132.18		34,003.50
Bill	06/30/2024	156515	Ireland Stapleton Pryor & ...	Billed Through 06/30/2024	7,710.56		41,714.06
Bill	07/31/2024	157242	Ireland Stapleton Pryor & ...	Billed Through 07/31/2024	11,291.32		53,005.38
Bill	08/31/2024	158011	Ireland Stapleton Pryor & ...	Billed Through 08/31/2024	3,989.06		56,994.44
Bill	09/30/2024	158804	Ireland Stapleton Pryor & ...	Billed Through 09/30/2024	8,591.32		65,585.76
Total 57020 · Legal Expenses					65,585.76	0.00	65,585.76
57030 · Accounting Services							
Bill	01/31/2024	5893	Gemsbok Consulting Inc.	December 2023 Chatfield	508.75		508.75
Bill	01/31/2024	5892	Gemsbok Consulting Inc.	January 2024	1,943.15		2,451.90
Bill	02/29/2024	5920	Gemsbok Consulting Inc.	February 2024	1,579.20		4,031.10
Bill	03/31/2024	5945	Gemsbok Consulting Inc.	March 2024	2,466.00		6,497.10
Bill	04/30/2024	5975	Gemsbok Consulting Inc.	April 2024	1,237.20		7,734.30
Bill	04/30/2024	5974	Gemsbok Consulting Inc.	April 2024 Chatfield Farms	365.00		8,099.30
Bill	05/31/2024	6003	Gemsbok Consulting Inc.	May 2024	1,951.20		10,050.50
Bill	05/31/2024	6002	Gemsbok Consulting Inc.	May 2024 Chatfield	482.50		10,533.00
Bill	06/30/2024	6033	Gemsbok Consulting Inc.	June 2024	2,448.00		12,981.00
Bill	07/31/2024	6063	Gemsbok Consulting Inc.	July 2024	2,796.00		15,777.00
Bill	08/31/2024	6086	Gemsbok Consulting Inc.	August 2024	3,646.80		19,423.80
Bill	09/30/2024	6103	Gemsbok Consulting Inc.	September 2024	1,875.60		21,299.40
Total 57030 · Accounting Services					21,299.40	0.00	21,299.40
57040 · District Management							
Bill	01/31/2024	132551	Special District Manageme...	January 2024 District Management Fees	7,504.44		7,504.44
Bill	02/29/2024	133803	Special District Manageme...	February 2024 District Management Fees	8,568.52		16,072.96
Bill	03/31/2024	134811	Special District Manageme...	March 2024 District Management Fees	12,528.40		28,601.36
Bill	04/30/2024	135726	Special District Manageme...	April 2024 District Management Fees	11,519.68		40,121.04
Bill	05/31/2024	136891	Special District Manageme...	May 2024 District Management Fees	12,581.39		52,702.43
Bill	06/30/2024	136986	Special District Manageme...	June 2024 District Management Fees	9,497.66		62,200.09
Bill	07/31/2024	137890	Special District Manageme...	July 2024 District Management Fees	12,149.26		74,349.35
Bill	08/31/2024	138713	Special District Manageme...	August 2024 District Management Fees	12,496.29		86,845.64
Bill	09/30/2024	139278	Special District Manageme...	September 2024 District Management Fees	10,056.36		96,902.00
Total 57040 · District Management					96,902.00	0.00	96,902.00
57050 · Engineering Expense							
Bill	03/19/2024	250193	Farnsworth Group, Inc	Period ending 02.29.2024	14,372.64		14,372.64
Bill	04/30/2024	6731	Anatum GeoMobile Solutio...		5,257.88		19,630.52
Bill	06/30/2024	253236	Farnsworth Group, Inc	Period ending 06.30.2024	44,568.32		64,198.84
Bill	07/25/2024	28520	Browns Hill Engineering & ...		742.08		64,940.92
Total 57050 · Engineering Expense					64,940.92	0.00	64,940.92
Total 57000 · Professional Services Fees					256,360.08	0.00	256,360.08
62000 · Repairs and Maintenance							
62010 · General Repairs and Maintenance							
Bill	03/06/2024	8185MNT	Property Solutions Team (...)		2,249.23		2,249.23
Bill	03/06/2024	8330MNT	Property Solutions Team (...)		1,294.30		3,543.53
Bill	05/30/2024	27392	Metro Maintenance		250.00		3,793.53
Bill	05/31/2024	101704	Good Plumbing Service		750.00		4,543.53
Bill	06/23/2024	27557	Metro Maintenance	June 2024	300.00		4,843.53
Bill	07/26/2024	27750	Metro Maintenance	July 2024	300.00		5,143.53
Bill	08/30/2024	27963	Metro Maintenance	August 2024	300.00		5,443.53
Total 62010 · General Repairs and Maintenance					5,443.53	0.00	5,443.53

Roxborough Village Metro District
General Fund Profit & Loss Detail

January through September 2024

Type	Date	Num	Name	Memo	Debit	Credit	Balance
62020 · Utility Locate							
Bill	01/31/2024	224011164	Utility Notification Center o...	RTL Transmissions	28.38		28.38
Bill	01/31/2024	29181	Diversified Underground	Screen Charge	105.00		133.38
Bill	02/29/2024	224021158	Utility Notification Center o...	RTL Transmissions	49.02		182.40
Bill	03/31/2024	224031192	Utility Notification Center o...	RTL Transmissions	58.05		240.45
Bill	04/30/2024	224041226	Utility Notification Center o...	RTL Transmissions	74.82		315.27
Bill	04/30/2024	29639	Diversified Underground	Screen Charge	495.00		810.27
Bill	05/31/2024	224051275	Utility Notification Center o...	RTL Transmissions	110.94		921.21
Bill	05/31/2024	29864	Diversified Underground	Screen Charge	400.00		1,321.21
Bill	06/30/2024	224061277	Utility Notification Center o...	RTL Transmissions	74.82		1,396.03
Bill	06/30/2024	30098	Diversified Underground	Screen Charge	270.00		1,666.03
Bill	07/31/2024	224071271	Utility Notification Center o...	RTL Transmissions	87.72		1,753.75
Bill	07/31/2024	30312	Diversified Underground	Screen Charge	350.00		2,103.75
Bill	08/28/2024	224081285	Utility Notification Center o...	RTL Transmissions	121.26		2,225.01
Bill	08/31/2024	30539	Diversified Underground	Screen Charge	580.00		2,805.01
Bill	09/30/2024	224091252	Utility Notification Center o...	RTL Transmissions	129.00		2,934.01
Bill	09/30/2024	30722	Diversified Underground	Screen Charge	535.00		3,469.01
Total 62020 · Utility Locate					3,469.01	0.00	3,469.01
Total 62000 · Repairs and Maintenance					8,912.54	0.00	8,912.54
64000 · Landscape Expenses							
64010 · Landscape Repairs and Maint							
Bill	01/06/2024	2012443	Consolidated Divisions Inc	T&M Jan 1 - Jan 6	160.00		160.00
Bill	02/17/2024	2013099	Consolidated Divisions Inc	T&M Feb 11-17	315.13		475.13
Bill	04/30/2024	2014089	Consolidated Divisions Inc		760.00		1,235.13
Bill	05/04/2024	2014117	Consolidated Divisions Inc	T&M May 1 - 4	960.00		2,195.13
Bill	05/18/2024	2014290	Consolidated Divisions Inc	T&M May 12-18	350.00		2,545.13
Bill	05/18/2024	2014289	Consolidated Divisions Inc	T&M May 12-18	240.00		2,785.13
Bill	05/18/2024	2014287	Consolidated Divisions Inc	T&M May 12-18	83.00		2,868.13
Bill	06/08/2024	2014641	Consolidated Divisions Inc	T&M June 1-8	100.00		2,968.13
Bill	06/15/2024	2014721	Consolidated Divisions Inc	T&M June 9-15	325.00		3,293.13
Bill	06/30/2024	2014956	Consolidated Divisions Inc		325.00		3,618.13
Bill	07/06/2024	2014999	Consolidated Divisions Inc		455.78		4,073.91
Bill	07/27/2024	2015307	Consolidated Divisions Inc		120.00		4,193.91
Bill	07/31/2024	2015447	Consolidated Divisions Inc		80.00		4,273.91
Bill	08/10/2024	2015617	Consolidated Divisions Inc		195.00		4,468.91
Total 64010 · Landscape Repairs and Maint					4,468.91	0.00	4,468.91
64020 · Landscape Weed Control Expense							
Bill	06/03/2024	3620	ARK Ecological Services, ...	Invoice Period April 24-May28	13,992.30		13,992.30
Bill	08/28/2024	3631	ARK Ecological Services, ...	Invoice Period May28 - Aug 28	20,749.38		34,741.68
Bill	08/30/2024	1	Fireweed Ecological Servic...		500.00		35,241.68
Total 64020 · Landscape Weed Control Expense					35,241.68	0.00	35,241.68
64030 · Irrigation Expense							
Bill	04/30/2024	2014087	Consolidated Divisions Inc		1,718.10		1,718.10
Bill	05/11/2024	2014206	Consolidated Divisions Inc	T&M May 5 - May 11	2,410.34		4,128.44
Bill	05/18/2024	2014314	Consolidated Divisions Inc	T&M May 12-18	961.38		5,089.82
Bill	05/25/2024	2014440	Consolidated Divisions Inc	T&M May 19-25	3,764.30		8,854.12
Bill	05/31/2024	2014479	Consolidated Divisions Inc	T&M May 26-31	8,975.71		17,829.83
Bill	06/08/2024	2014640	Consolidated Divisions Inc	T&M June 1-8	2,950.49		20,780.32
Bill	06/15/2024	2014719	Consolidated Divisions Inc	T&M June 9 - 15	4,602.14		25,382.46
Bill	06/22/2024	2014672	Consolidated Divisions Inc		787.17		26,169.63
Bill	06/22/2024	2014797	Consolidated Divisions Inc	T&M June 16-22	4,046.46		30,216.09
Bill	06/30/2024	2014955	Consolidated Divisions Inc		4,687.73		34,903.82
Bill	07/06/2024	2015076	Consolidated Divisions Inc		3,627.59		38,531.41
Bill	07/13/2024	2015175	Consolidated Divisions Inc		4,898.63		43,430.04
Bill	07/17/2024	2153	Excell Pump Services		505.75		43,935.79
Bill	07/20/2024	2015255	Consolidated Divisions Inc		4,001.13		47,936.92
Bill	07/27/2024	2015301	Consolidated Divisions Inc		7,400.22		55,337.14
Bill	07/31/2024	2015446	Consolidated Divisions Inc	T&M July 28 - 31	1,586.21		56,923.35
Bill	08/03/2024	2015557	Consolidated Divisions Inc		1,008.15		57,931.50
Bill	08/10/2024	2015615	Consolidated Divisions Inc		4,871.45		62,802.95
Bill	08/17/2024	2015695	Consolidated Divisions Inc		5,031.36		67,834.31
Bill	08/24/2024	2015744	Consolidated Divisions Inc		12,338.01		80,172.32
Bill	08/31/2024	2015921	Consolidated Divisions Inc		12,108.74		92,281.06
Bill	09/07/2024	2016012	Consolidated Divisions Inc		7,725.94		100,007.00
Bill	09/14/2024	2016138	Consolidated Divisions Inc		5,069.71		105,076.71
Bill	09/21/2024	2016280	Consolidated Divisions Inc		14,890.03		119,966.74
Total 64030 · Irrigation Expense					119,966.74	0.00	119,966.74
64040 · Landscape Contract							
Bill	01/01/2024	2012682	Consolidated Divisions Inc	January 2024	9,652.84		9,652.84
Bill	02/01/2024	2012738	Consolidated Divisions Inc	February 2024	9,652.84		19,305.68
Bill	03/31/2024	2013232	Consolidated Divisions Inc	March Landscape Contract	9,652.85		28,958.53
Bill	04/01/2024	2013609	Consolidated Divisions Inc	Landscape Contract	19,305.71		48,264.24
Bill	05/01/2024	2014020	Consolidated Divisions Inc		19,305.71		67,569.95
Bill	06/01/2024	2014392	Consolidated Divisions Inc	June 2024	19,305.71		86,875.66
Bill	07/01/2024	2014872	Consolidated Divisions Inc	July 2024	19,305.71		106,181.37
Bill	08/01/2024	2015364	Consolidated Divisions Inc		19,305.71		125,487.08
Bill	09/03/2024	2015838	Consolidated Divisions Inc		19,305.71		144,792.79
Total 64040 · Landscape Contract					144,792.79	0.00	144,792.79
Total 64000 · Landscape Expenses					304,472.12	0.00	304,472.12

Roxborough Village Metro District
General Fund Profit & Loss Detail

January through September 2024

Type	Date	Num	Name	Memo	Debit	Credit	Balance
65000 · Playground & Infrastructure Exp							
65020 · Baseball Field Improvements							
Bill	05/07/2024	294	Rocky Mountain Sports Fie...	Softball Field Renovation	19,000.00		19,000.00
Total 65020 · Baseball Field Improvements					19,000.00	0.00	19,000.00
65030 · Graffiti Removal /Vandalism Exp							
Bill	02/03/2024	2012847	Consolidated Divisions Inc	T&M Feb 1-3	825.93		825.93
Bill	03/16/2024	2013458	Consolidated Divisions Inc	T&M March 10-17	421.36		1,247.29
Bill	04/20/2024	2014044	Consolidated Divisions Inc		685.36		1,932.65
Bill	05/25/2024	2014443	Consolidated Divisions Inc		852.98		2,785.63
Bill	06/08/2024	2014642	Consolidated Divisions Inc	T&M June 1-8	1,116.45		3,902.08
Bill	06/15/2024	2014722	Consolidated Divisions Inc	T&M June 9-158	534.19		4,436.27
Bill	06/30/2024	2014957	Consolidated Divisions Inc		462.41		4,898.68
Bill	07/13/2024	2015176	Consolidated Divisions Inc		639.62		5,538.30
Bill	08/17/2024	2015696	Consolidated Divisions Inc		556.84		6,095.14
Bill	08/31/2024	2015920	Consolidated Divisions Inc		516.54		6,611.68
Total 65030 · Graffiti Removal /Vandalism Exp					6,611.68	0.00	6,611.68
65080 · Misc. Playground & Infrastruct							
Bill	01/06/2024	INV-13288	Game-Set-Match Inc.	Tennis Court Washing	700.00		700.00
Bill	02/24/2024	2013195	Consolidated Divisions Inc	T&M Feb 18-24	320.00		1,020.00
Bill	05/25/2024	2014444	Consolidated Divisions Inc		242.65		1,262.65
Bill	07/01/2024	111-8219...	Mark Rubic		266.61		1,529.26
Bill	08/13/2024	INV-16499	Game-Set-Match Inc.	Windscreen removal	180.00		1,709.26
Bill	08/17/2024	375	Rocky Mountain Sports Fie...	Chatfield Farms Soccer Goal	8,000.00		9,709.26
Total 65080 · Misc. Playground & Infrastruct					9,709.26	0.00	9,709.26
Total 65000 · Playground & Infrastructure Exp					35,320.94	0.00	35,320.94
68000 · Parks & Open Space Expense							
68010 · Foothills Park & Rec Fees							
Bill	01/31/2024	SALES00...	Foothills Park & Recreatio...	January 2024 Resident Use	1,717.39		1,717.39
Bill	02/29/2024	SALES00...	Foothills Park & Recreatio...	February 2024 Resident Use	1,306.04		3,023.43
Bill	03/31/2024	SALES00...	Foothills Park & Recreatio...	March 2024 Resident Use	1,181.99		4,205.42
Bill	04/30/2024	SALES00...	Foothills Park & Recreatio...	April 2024 Resident Use	4,073.60		8,279.02
Bill	05/31/2024	SALES00...	Foothills Park & Recreatio...	May 2024 Resident Use	1,676.99		9,956.01
Bill	06/30/2024	SALES00...	Foothills Park & Recreatio...	June 2024 Resident Use	1,737.22		11,693.23
Bill	07/31/2024	SALES00...	Foothills Park & Recreatio...	July 2024 Resident Use	3,685.27		15,378.50
Bill	08/31/2024	SALES00...	Foothills Park & Recreatio...	August 2024 Resident Use	2,198.86		17,577.36
Bill	09/30/2024	SALES00...	Foothills Park & Recreatio...	September 2024 Resident Use	730.27		18,307.63
Total 68010 · Foothills Park & Rec Fees					18,307.63	0.00	18,307.63
68020 · Mosquito Control Expense							
Bill	04/02/2024	967838	Patriot Pest Control	April Mosquito Control Service	2,300.00		2,300.00
Bill	05/01/2024	967872	Patriot Pest Control	May Mosquito Control Service	2,300.00		4,600.00
Bill	06/01/2024	967908	Patriot Pest Control	June Mosquito Control Service	2,300.00		6,900.00
Bill	07/01/2024	967942	Patriot Pest Control	July Mosquito Control Service	2,300.00		9,200.00
Total 68020 · Mosquito Control Expense					9,200.00	0.00	9,200.00
68025 · Water Expense							
Bill	01/15/2024		Roxborough Water & Sanit...	Service Period 11/25/23 to 12/24/23 Elk Mt...	100.50		100.50
Bill	01/15/2024		Roxborough Water & Sanit...	Service Period 11/25/23 to 12/24/23 Mule D...	100.50		201.00
Bill	01/15/2024		Roxborough Water & Sanit...	Service Period 11/25/23 - 12/24/23 Marmot ...	201.00		402.00
Bill	01/15/2024		Roxborough Water & Sanit...	Service Period 11/25/23 - 12/24/23 Rampart...	114.50		516.50
Bill	01/15/2024		Roxborough Water & Sanit...	Billing Period 12/01/23 to 12/31/23	875.33		1,391.83
Bill	02/15/2024		Roxborough Water & Sanit...	Service Period 12/25/23 to 01/24/24 Mule D...	100.50		1,492.33
Bill	02/15/2024		Roxborough Water & Sanit...	Service Period 12/25/23 to 01/24/24 Elk Mt...	100.50		1,592.83
Bill	02/15/2024		Roxborough Water & Sanit...	Service Period 12/25/23 - 01/24/24 Marmot ...	201.00		1,793.83
Bill	02/15/2024		Roxborough Water & Sanit...	Service Period 12/25/23 - 01/24/24 Rampart...	114.50		1,908.33
Bill	02/15/2024		Roxborough Water & Sanit...	Billing Period 01/01/23 to 02/31/24	875.33		2,783.66
Bill	02/21/2024	1084922	Mission Communication LLC	Annual Service	371.40		3,155.06
Bill	03/09/2024	2013387	Consolidated Divisions Inc	T&M March 3-9	396.00		3,551.06
Bill	03/15/2024		Roxborough Water & Sanit...	Service Period 01/25/24 - 02/24/24 Elk Mtn ...	100.50		3,651.56
Bill	03/15/2024		Roxborough Water & Sanit...	Service Period 01/24/24 - 02/24/24 Rampart...	114.50		3,766.06
Bill	03/15/2024		Roxborough Water & Sanit...	Service Period 01/25/24 to 02/24/24 Mule D...	100.50		3,866.56
Bill	03/15/2024		Roxborough Water & Sanit...	Service Period 01/25/24 - 02/24/24 Marmot ...	201.00		4,067.56
Bill	03/15/2024		Roxborough Water & Sanit...	Billing Period 02/01/24 to 02/29/24	875.33		4,942.89
Bill	04/15/2024		Roxborough Water & Sanit...	Service Period 02/25/24 to 03/24/24 Elk Mn...	100.50		5,043.39
Bill	04/15/2024		Roxborough Water & Sanit...	Service Period 02/24/24 - 03/24/24 Rampart...	114.50		5,157.89
Bill	04/15/2024		Roxborough Water & Sanit...	Service Period 02/25/24 to 03/24/24 Mule D...	100.50		5,258.39
Bill	04/15/2024		Roxborough Water & Sanit...	Service Period 02/25/24 - 03/24/24 Marmot ...	201.00		5,459.39
Bill	04/15/2024		Roxborough Water & Sanit...	Billing Period 03/01/24 to 03/31/24	875.33		6,334.72
Bill	04/27/2024	2013941	Consolidated Divisions Inc	Water meter install	9,253.71		15,588.43
Bill	05/15/2024		Roxborough Water & Sanit...	Service Period 03/25/24 to 04/24/24 Elk Mn...	104.25		15,692.68
Bill	05/15/2024		Roxborough Water & Sanit...	Service Period 03/24/24 - 04/24/24 Rampart...	119.00		15,811.68
Bill	05/15/2024		Roxborough Water & Sanit...	Service Period 03/25/24 to 04/24/24 Mule D...	104.25		15,915.93
Bill	05/15/2024		Roxborough Water & Sanit...	Service Period 03/25/24 - 04/24/24 Marmot ...	208.50		16,124.43
Bill	05/15/2024		Roxborough Water & Sanit...	Billing Period 04/01/24 to 04/30/24	875.33		16,999.76
Bill	06/15/2024		Roxborough Water & Sanit...	Service Period 04/25/24 to 05/24/24 Elk Mn...	215.00		17,214.76
Bill	06/15/2024		Roxborough Water & Sanit...	Service Period 04/25/24 to 05/24/24 Mule D...	290.00		17,504.76
Bill	06/15/2024		Roxborough Water & Sanit...	Service Period 04/25/24 - 05/24/24 Marmot ...	241.50		17,746.26
Bill	06/15/2024		Roxborough Water & Sanit...	Service Period 04/24/24 - 05/24/24 Rampart...	119.00		17,865.26
Bill	06/15/2024		Roxborough Water & Sanit...	Billing Period 05/01/24 to 05/30/24	879.76		18,745.02
Bill	07/15/2024		Roxborough Water & Sanit...	Service Period 05/24/24 - 06/24/24 Rampart...	126.86		18,871.88
Bill	07/15/2024		Roxborough Water & Sanit...	Service Period 05/25/24 to 06/24/24 Mule D...	190.25		19,062.13
Bill	07/15/2024		Roxborough Water & Sanit...	Service Period 05/25/24 to 06/24/24 Elk Mn...	300.50		19,362.63
Bill	07/15/2024		Roxborough Water & Sanit...	Service Period 05/25/24 - 06/24/24 Marmot ...	580.00		19,942.63
Bill	07/15/2024		Roxborough Water & Sanit...	Billing Period 06/01/24 to 06/30/24	875.33		20,817.96

Roxborough Village Metro District
General Fund Profit & Loss Detail

January through September 2024

Type	Date	Num	Name	Memo	Debit	Credit	Balance
Bill	08/15/2024		Roxborough Water & Sanit...	Service Period 06/24/24 - 07/24/24 Rampart...	119.00		20,936.96
Bill	08/15/2024		Roxborough Water & Sanit...	Service Period 06/25/24 - 07/24/24 Marmot ...	853.00		21,789.96
Bill	08/15/2024		Roxborough Water & Sanit...	Service Period 06/25/24 to 07/24/24 Mule D...	405.50		22,195.46
Bill	08/15/2024		Roxborough Water & Sanit...	Service Period 06/25/24 to 07/24/24 Elk Mn...	269.00		22,464.46
Bill	08/15/2024		Roxborough Water & Sanit...	Billing Period 07/01/24 to 07/31/24	14,426.70		36,891.16
Bill	09/15/2024		Roxborough Water & Sanit...	Service Period 07/25/24 to 08/24/24 Elk Mn...	342.50		37,233.66
Bill	09/15/2024		Roxborough Water & Sanit...	Service Period 07/25/24 to 08/24/24 Mule D...	1,466.00		38,699.66
Bill	09/15/2024		Roxborough Water & Sanit...	Service Period 07/25/24 - 08/24/24 Marmot ...	1,726.00		40,425.66
Bill	09/15/2024		Roxborough Water & Sanit...	Service Period 07/24/24 - 08/24/24 Rampart...	119.00		40,544.66
Bill	09/15/2024		Roxborough Water & Sanit...	Billing Period 08/01/24 to 08/31/24	20,832.48		61,377.14
Total 68025 · Water Expense					61,377.14	0.00	61,377.14
68045 · Tree Care Expense							
Deposit	04/11/2024	2177	Bailey Tree, LLC	Reimbursement		5,989.68	-5,989.68
Bill	04/16/2024	14374539	SavATree, LLC		12,770.00		6,780.32
Bill	05/14/2024	122669	SavATree, LLC		780.00		7,560.32
Total 68045 · Tree Care Expense					13,550.00	5,989.68	7,560.32
68050 · Portable Restroom Exp.							
Bill	01/31/2024	INV-4068...	United Site Services	January Services Chatfield Farms Park	274.76		274.76
Bill	01/31/2024	INV-4068...	United Site Services	January Services Roxborough Community ...	267.79		542.55
Bill	02/19/2024	INV-4135...	United Site Services	February Services Roxborough Community ...	267.79		810.34
Bill	02/19/2024	INV-4133...	United Site Services	February Services Chatfield Farms Park	274.76		1,085.10
Bill	03/18/2024	INV-4200...	United Site Services	March Services Roxborough Community Park	279.97		1,365.07
Bill	03/18/2024	INV-4201...	United Site Services	March Services Chatfield Farms Park	287.26		1,652.33
Bill	04/15/2024	INV-4358...	United Site Services	April Services Chatfield Farms Park	287.26		1,939.59
Bill	04/15/2024	INV-4361...	United Site Services	April Services Roxborough Community Park	279.97		2,219.56
Bill	05/13/2024	INV-4425...	United Site Services	May Services Chatfield Farms Park	287.26		2,506.82
Bill	05/13/2024	INV-4426...	United Site Services	May Services Roxborough Community Park	279.97		2,786.79
Bill	05/14/2024	INV-4492...	United Site Services	June Services Roxborough Community Park	279.97		3,066.76
Bill	05/14/2024	INV-4494...	United Site Services	June Services Chatfield Farms Park	287.26		3,354.02
Bill	06/11/2024	INV-4560...	United Site Services	Services Chatfield Farms Park	287.26		3,641.28
Bill	06/11/2024	INV-4559...	United Site Services	Services Roxborough Community Park	279.97		3,921.25
Bill	07/09/2024	INV-4630...	United Site Services	Services Chatfield Farms Park	287.26		4,208.51
Bill	07/09/2024	INV-4629...	United Site Services	Services Roxborough Community Park	279.97		4,488.48
Bill	08/06/2024	INV-4697...	United Site Services	Services Chatfield Farms Park	287.26		4,775.74
Bill	08/06/2024	INV-4697...	United Site Services	Services Roxborough Community Park	279.97		5,055.71
Bill	09/03/2024	INV-4764...	United Site Services	Services Chatfield Farms Park	287.26		5,342.97
Bill	09/03/2024	INV-4762...	United Site Services	Services Roxborough Community Park	279.97		5,622.94
Total 68050 · Portable Restroom Exp.					5,622.94	0.00	5,622.94
68070 · Snow Removal Expense							
Bill	01/10/2024	2012558	Consolidated Divisions Inc	Snow Cycle 01/08/24 - 01/10/24	5,376.00		5,376.00
Bill	01/16/2024	2012642	Consolidated Divisions Inc	Snow Cycle 01/15/24 - 01/16/24	8,234.75		13,610.75
Bill	01/26/2024	2012776	Consolidated Divisions Inc	Snow Cycle 01/26/24	2,735.00		16,345.75
Bill	02/04/2024	2012949	Consolidated Divisions Inc	Snow Cycle 02/03/24 - 02/04/24	11,219.00		27,564.75
Bill	02/08/2024	2013011	Consolidated Divisions Inc	Snow Cycle 02/05/24 - 02/08/24	1,836.00		29,400.75
Bill	02/15/2024	2013116	Consolidated Divisions Inc	Snow Cycle 02/12/24-02/15/24	444.00		29,844.75
Bill	03/15/2024	2013508	Consolidated Divisions Inc	Storm Cycle 03.13.24 - 03.15.24	37,772.50		67,617.25
Bill	03/19/2024	2013556	Consolidated Divisions Inc	Post Storm Cycle 03.16.24 - 03.19.24	6,010.00		73,627.25
Bill	03/25/2024	2013708	Consolidated Divisions Inc	Post Storm Cycle 03.24.24 - 03.25.24	7,260.00		80,887.25
Total 68070 · Snow Removal Expense					80,887.25	0.00	80,887.25
68095 · Open Space Maintenances / Fire							
Bill	08/03/2024	2015558	Consolidated Divisions Inc	T&M Aug 1-3	330.00		330.00
Bill	08/03/2024	2015559	Consolidated Divisions Inc	T&M Aug 1-3	80.00		410.00
Bill	08/10/2024	2015616	Consolidated Divisions Inc		198.00		608.00
Bill	08/28/2024	Deposit	Ace Tree Care, Inc		2,500.00		3,108.00
Total 68095 · Open Space Maintenances / Fire					3,108.00	0.00	3,108.00
Total 68000 · Parks & Open Space Expense					192,052.96	5,989.68	186,063.28
70000 · Bond Interest & Principal Exp.							
70020 · Bond Principal - Series 1993							
Deposit	08/07/2024	090763	UMB Bank	Escheatment Checks		219.75	-219.75
Bill	08/21/2024		Colorado Treasury Unclai...	Payment of unclaimed property 2024	219.75		0.00
Total 70020 · Bond Principal - Series 1993					219.75	219.75	0.00
Total 70000 · Bond Interest & Principal Exp.					219.75	219.75	0.00
Total Expense					872,788.87	6,256.43	866,532.44
Net Ordinary Income					878,808.01	1,470,608.54	591,800.53
Net Income					878,808.01	1,470,608.54	591,800.53